

Welcome Back Home to the:



OCTOBER 2022

REVISED

# BARNES NOTES AND NEWS

Volume 3, Issue 4

ONLINE ONLY

The BARNES NOTES & NEWS is your source of our area's community events and happenings and items of interest. We continue to welcome you to place your ads, submit events, articles, and stories. Please contact owner/editor: **Julie (Frierhood) Sarkauskas** at [barnesnotesandnews@gmail.com](mailto:barnesnotesandnews@gmail.com) or call 715-795-2775.

Find our link on the NEW Town of Barnes Website : [TownOfBarnesWI.gov](http://TownOfBarnesWI.gov) / Community / Barnes Notes and News / 2022

And so it begins.... Fall is officially here. October brings festivals, final color changes, hunting seasons, and Halloween.

## October Reminiscing - THE HISTORY OF HALLOWEEN



Coming in November - **Captain Berkeley Wells Hall, Fighter Pilot U.S. Navy.** Berkeley's (Budgee) and **The Hall Homestead** Built in 1904 by D.O. Hall it has remained in the Hall / Correll family over the decades. Looking forward to bringing you some of the history of the Hall family and their contributions and support of the area.

We are always looking for stories and pictures of our local businesses and folks. It's wonderful to obtain personal views and information that we otherwise might not have privy to. We look forward to sharing your stories.

We are looking forward to many things to do this month from Apple and Cranberry Fests to "Trunk or Treat" for Halloween. We also have Church, VFW Vets and Auxiliary. Please join us throughout the month.



THE CENTER FOR VETERANS AND THEIR FAMILIES

The Barnes V.F.W. Auxiliary is sponsoring the Road Home Program Webinar / Seminar for all Vets and their families.

We will hold our first meeting at the Barnes Town Hall on October 19th. We are working with the Iron River and Hayward VFW's and the Cable American Legion for future events. *Everyone is Welcome*

### OCTOBER EVENTS:



BAYFIELD APPLE FEST

STONE LAKE CRANBERRY FEST

EAGLE RIVER CRANBERRY FEST

COMMUNITY DINNER—BARNES CHURCH  
OCTOBER 11TH



HALLOWEEN TRUNK OR TREAT

#### In this Issue:

- Calendar of Events
- Senior Menu
- Local Events
- Barnes VFW and Auxiliary
- Barnes Area Historical Association
- Barnes Red Hats
- Book Club
- Garden Club
- Tai Chi
- Reminiscing - Coming
- Fun & Games
- Recipes
- Advertisements

A **HUGE** thank you and high five to those who have helped us get back "online"

**Barnes Notes and News**  
50690 Pease Rd  
Barnes, WI  
715-795-2775

## FALL COLOR TOURS

One of the very best parts of where we live are the fall colors. Here are some of the best routes to travel ..... Map reference inside

Hwy 63 & Hwy 2— follow south as far as the colors go

Hwy 2 across Northern WI into the Upper Peninsula

Porcupine Mountains / Lake in the Clouds— Upper Peninsula



EAGLE RIVER  
CRANBERRY FEST  
OCTOBER 1 - OCTOBER 2

Eagle River Area  
Chamber of Commerce & Visitors Center  
201 North Railroad Street  
Eagle River, Wisconsin 54521  
800-359-6315



44TH ANNUAL

**SATURDAY, OCTOBER 1**  
5810 W I-70 Trunk  
Stone Lake, WI





## BARNES AREA CALENDAR OF EVENTS: OCTOBER 2022

<b>Tues. Oct 11</b>	<b>BARNESTORMERS SNOWMOBILE CLUB</b> regular meeting 6:00 pm Location TBA
<b>Fri. Oct 14</b>	<b>FRIENDS OF EAU CLAIRE LAKES AREA</b> Board Meeting 1:30-4pm. Location: Barnes Town Hall
<b>Mon. Oct 17</b>	<b>EAU CLAIRE LAKES CONSERVATION CLUB (ECLCC) Meeting</b> 7pm at VFW Post. ECLCC: 715-379-1553
<b>Tues. Oct 18</b>	<b>GORDON BARNES GARDEN CLUB Meeting</b> 1:30pm at Barnes Town Hall. Call 715-835-3410
<b>Tues. Oct 18</b>	<b>REGULAR TOWN BOARD MEETING</b> 6:30pm at Barnes Town Hall: 715-795-2782
<b>Tues. Oct 18</b>	<b>COMMUNITY DINNER</b> 5:30pm at Barnes Community Church. All are welcome. 715-795-2195
<b>Thur. Oct 20</b>	<b>BARNES AREA HISTORICAL ASSOCIATION, INC. (BAHA) ANNUAL MEETING</b> 9am at the Town Hall, <b>REGULAR MEETING TO FOLLOW</b> -All members are encouraged to attend:715-795-3065
<b>Tues. Oct 25</b>	<b>VFW POST 8329 Meeting</b> 6pm at VFW Hall. VFW 715-795-2542
<b>Tues. Oct 25</b>	<b>VFW POST 8329 AUXILIARY Meeting</b> 6pm at VFW Hall. Auxiliary 715-795-2402
<b>Mon. Oct 31</b>	<b>HALLOWEEN TRUNK-OR-TREAT</b> 6pm at Barnes Town Ballpark. Information call Melissa D. 715-795-3030 or 715-795-2220

**Judy Bourassa, Town Clerk / Treasurer**  
[clerk@barnes-wi.com](mailto:clerk@barnes-wi.com)

Phone: 715-795-2782 Fax: 715-795-2784  
 3360 County Hwy N – Barnes, WI 54873

Visit: [TownOfBarnesWI.gov](http://TownOfBarnesWI.gov) for town minutes

**PLEASE ABIDE BY THE TOWN RULES & REGULATIONS.**

Fireworks permits are available at the clerks office at a cost of \$5 per day with proof of liability insurance required. By town ordinance, fireworks are only permitted one week before and one week after the Fourth of July

### TOWN OF BARNES BOARD MEMBERS

**Chairman:** Tom Renz - email: [tRenz@TownOfBarnesWI.gov](mailto:tRenz@TownOfBarnesWI.gov)

**Supervisor:** Dave Scully - [dScully@TownOfBarnesWI.gov](mailto:dScully@TownOfBarnesWI.gov)

**Supervisor:** Jim Frint - [jFrint@TownOfBarnesWI.gov](mailto:jFrint@TownOfBarnesWI.gov)

**Supervisor:** Seana Frint - [sFrint@TownOfBarnesWI.gov](mailto:sFrint@TownOfBarnesWI.gov)

**Supervisor:** Eric Neff - [eNeff@TownOfBarnesWI.gov](mailto:eNeff@TownOfBarnesWI.gov)



**Barnes Town Road Updates**  
 Check the Town Website

HWY 27 Road Construction Update: Construction started 9/14/22

FANTASTIC job on the run through on Mulligan Creek Road

### DID YOU KNOW...



Anyone born on or after January 1, 1989 is required to complete a boating safety course to legally operate a motorized boat or personal watercraft on Wisconsin waters AND Paddle Boarders must have a life jacket on the board (preferably being worn).

**WE ARE IN SAND COUNTRY HERE AND THE WATER DRIES UP QUICKLY - PLEASE BE AWARE OF YOUR SURROUNDINGS**

**CHECK WITH THE DNR OR TOWN OFFICE FOR FIRE DANGER STATUS BEFORE BURNING**



**SAFETY REMINDER:** A PWC (Personal Watercraft) may not be operated at faster than “slow, no wake speed” within:

- 100 ft of any other vessel on any waterbody
- 200 ft of shore on any lake
- 100 ft of a dock, pier, raft, or restricted area on any lake



**Let's be safe out there!**

Source: WI Boating Laws and Responsibilities handbook.  
 Questions? Call 1-888-936-7463 or visit [dnr.wi.gov](http://dnr.wi.gov).



## BARNES SENIOR MEALS - SEPTEMBER 2022 MENU

Meals are served at the Barnes Town Hall at 11:00 a.m.  
3360 County Hwy N., Barnes, WI 54873



To reserve your meal please call 715-373-3396. Be sure to include your name, phone number, meal site location & date you are making the reservation for, and how many people it's for.

**New Days - Meals are at the Barnes Town Hall 12:00 Noon THURSDAYS ONLY**

**Week 1: 10/6    Week 2: 10/13    Week 3: 10/20    Week 4: 10/27**

	Thursday	
	<b>10/6/2022</b>	<b>Rotisserie Chicken w/ Gravy</b>  Roasted Herb Potatoes Broccoli Cuts Banana WW Dinner Roll w/ Butter
	<b>10/13/2022</b>	<b>BBQ Chicken</b>  Peas & Carrots Coleslaw Potato Salad Wheat Roll w/ Butter
	<b>10/20/2022</b>	<b>Garlic Herb Pork Loin</b>  Baked Potatoes Broccoli Cuts Applesauce Wheat Roll w/ Butter
	<b>10/27/2022</b>	<b>Lasagna</b>  Italian Vegetables Sliced Cucumber Canned Pears Chocolate Cake

**PLEASE WALK AGAINST the TRAFFIC!!!! THIS IS FOR YOUR SAFETY.**

I do understand in the city you have sidewalks and it doesn't really matter, but in the country we **must ask** that you abide by the "rules of the road". **BIKE WITH** traffic (ditch to your right). **MAKE SURE** your dog is always on the "ditch" side of you and **NOT** on the road side.

*I'd like to thank those of you who are walking with your pets away from the road. For those of you I've seen with your pet on the car side of the road, **MAKE THE SWITCH.** If your dog darts toward traffic, you're not in the way to intervene. **The outcome of that is obvious.** Love your pets enough to keep them safe.*

**NOTE: PLEASE REMEMBER THE STATE, COUNTY AND TOWN LEASH LAWS**

**YOUR DOG MUST BE ON A LEASH FOR THEIR SAFETY & THE SAFETY OF OTHERS**

### QUESTIONS, COMMENTS or CONCERNS

If you have any questions or comments on what you see here, we would like to hear from you. If you have an item that you would like to see in the Barnes Notes and News, please contact Julie (Friermood) Sarkauskas at [barnesnotesandnews@gmail.com](mailto:barnesnotesandnews@gmail.com)

**THANKS TO YOU ALL FOR YOUR SUPPORT. GOD BLESS**

LIKE US ON FACEBOOK







CARE TO VETERANS

SUPPORT FOR FAMILIES

OUTREACH SERVICES

EDUCATION/AWARENESS

GROUND BREAKING RESEARCH

**Mission:** Our mission is to compassionately care for veterans, service members and their families by providing individualized care and navigation of services to help heal from the invisible wounds of war. (PTSD, MST, TBI, Anxiety, and Depression)

The clinic provides top tier clinical programming for the veterans and families battling the invisible wounds of war. We've received national recognition for our Intensive Outpatient Program.

**Vision:** To champion and empower veterans and their families.

## ROAD HOME WEBINAR

Presented by:

Modwene Lavin - US Veteran

Ashton Kroner - US Marine Corps Veteran & Outreach Manager



**WEDNESDAY, OCTOBER 19th - 6:30 p.m.**

**ALL VETS, ACTIVE AND RETIRED,  
AND THEIR FAMILIES ARE WELCOME TO ATTEND**

**BARNES TOWN HALL**

3360 County Hwy N - BARNES, WI

**\* SPONSORED BY THE VFW POST 8329 AUXILIARY \***



## Warrior Care Network



- REFRESHMENTS AND SNACKS TO BE SERVED -



## COMING EVENTS

**BAYFIELD**  
**APPLE FESTIVAL**  
OCTOBER 7, 8 & 9 • 2022  
60th ANNUAL • EST. 1962

**HISTORY OF THE BAYFIELD APPLE FESTIVAL**

The Bayfield Applefest is a fall harvest festival held in October, in Bayfield, Wisconsin which has become a destination for many people from across the Midwest.

In the early 1960s, Jim Erickson, the owner of an orchard in Bayfield, was traveling to North Dakota to deliver a shipment of apples. While in Duluth, his truck had a flat tire. While waiting for a spare to be driven up from home, many people stopped to ask about buying his fruit. After selling bushels of apples to 25 people, he started wondering why he (and other Bayfield apple growers) were traveling so far to sell their goods. Realizing an opportunity, a discussion was raised about selling the local orchards' products more locally, and the idea of Applefest was born. The attendance of the first event in 1962 was 5,000. Over the years, Applefest has continued to experience huge growth in attendance to approximately 60,000 people.

The festival is a celebration of Bayfield's local heritage, especially showcasing products from the many local apple orchards and wineries. The festival offers a variety of events and attractions. The street festival features over 60 booths, offering fresh foods and local crafts. Other attractions include tours of the 14 local orchards, live music, and an amusement park.

### Just some of the amazing Bayfield Apple Orchards

#### **Bayfield Apple Co**

Address: 87540 Co Hwy J, Bayfield, WI  
Phone: (715) 779-5700

#### **Erickson Orchard & Country Store**

Address: 86600 Betzold Rd, Bayfield, WI  
(Follow Washington Ave. up the hill through the cemetery - turn right on Betzold Rd - 1/2 mi.)  
Phone: (715) 913-0717

#### **Apple Hill Orchard**

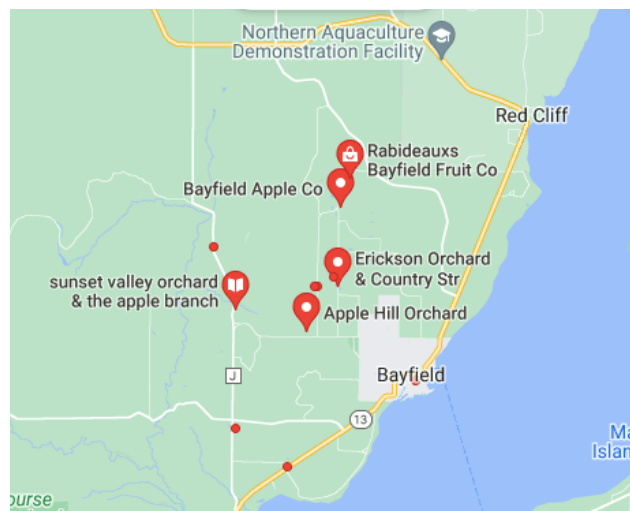
Address: 34980 Co Hwy J, Bayfield, WI  
Phone: (715) 779-0276

#### **Sunset Valley Orchard and the Apple Branch**

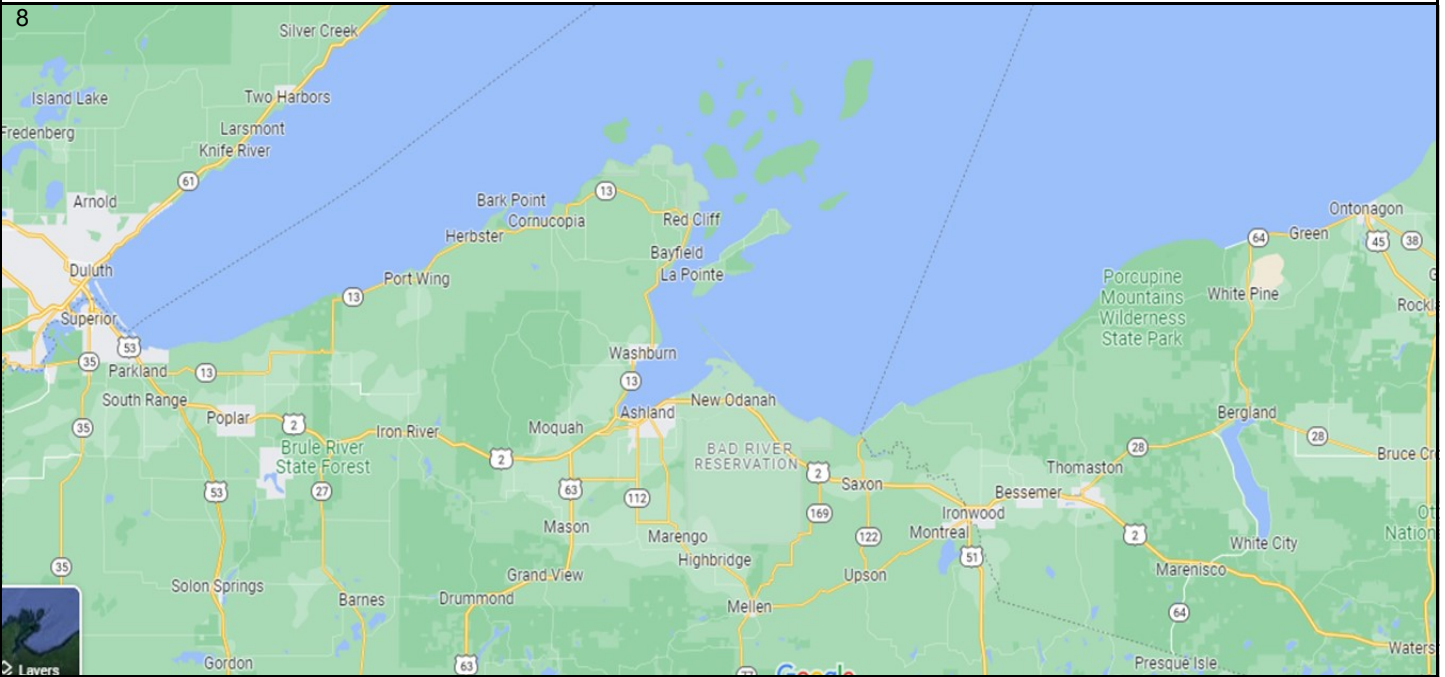
Address: 86520 Valley Rd - Bayfield, WI  
Phone: (715) 779-5510

#### **Rabideauxs Bayfield Fruit Co**

Address: 35465 Co Hwy J, Bayfield, WI 54814  
Phone: (715) 779-5509



# FALL COLOR TOURS




## Lake in the Clouds - Upper Peninsula

Hwy 2 east to 28 in Wakefield, MI. North to 64 in Berglund, MI. Take 64 North (keep going north past White Pine) to State Hwy 64M/107. Follow west along the lake shore. Which is breathtaking all on its own.

Visit the waterfalls amongst bridges and paths as well as Lake in the Clouds viewing and hiking trails. You'll be able to stop for drinks, snacks and treasures on your way.

Warning: there are a lot of stairs to travel to get down by the waterfalls and to the lake as well as walkways and climbing to get up to view Lake in the Clouds.



**Sometimes....**

**You just need to sit with a friend and say nothing while staring at the lake.**





# ARE YOU READY FOR SOME FOOTBALL



## PRESEASON

WEEK	DATE	OPPONENT	KICKOFF (CT)	TV	RESULT
1	Friday, August 12	at San Francisco 49ers	7:30 p.m.		---
2	Friday, August 19	<b>NEW ORLEANS SAINTS</b>	7 p.m.		---
3	Thursday, August 25	at Kansas City Chiefs	7 p.m.		---

## REGULAR SEASON

\*Short time and broadcast are subject to change

WEEK	DATE	OPPONENT	KICKOFF (CT)	TV	RESULT
1	Sunday, September 11	at Minnesota Vikings	3:25 p.m.	<b>FOX</b>	<b>L: 7-23</b>
2	Sunday, September 18	<b>CHICAGO BEARS</b>	7:20 p.m.		<b>W: 27-10</b>
3	Sunday, September 25	at Tampa Bay Buccaneers	3:25 p.m.	<b>FOX</b>	---
4	Sunday, October 2	<b>NEW ENGLAND PATRIOTS</b> <b>GOLD PACKAGE</b>	3:25 p.m.		---
5	Sunday, October 9	vs New York Giants (London)	8:30 a.m.		---
6	Sunday, October 16	<b>NEW YORK JETS</b>	*12 p.m.	<b>FOX</b>	---
7	Sunday, October 23	at Washington Commanders	*12 p.m.	<b>FOX</b>	---
8	Sunday, October 30	at Buffalo Bills	*7:20 p.m.		---
9	Sunday, November 6	at Detroit Lions	*12 p.m.	<b>FOX</b>	---
10	Sunday, November 13	<b>DALLAS COWBOYS</b>	*3:25 p.m.	<b>FOX</b>	---
11	Thursday, November 17	<b>TENNESSEE TITANS</b> <b>GOLD PACKAGE</b>	7:15 p.m.		---
12	Sunday, November 27	at Philadelphia Eagles	*7:20 p.m.		---
13	Sunday, December 4	at Chicago Bears	*12 p.m.	<b>FOX</b>	---
14		BYE WEEK			
15	Monday, December 19	<b>LOS ANGELES RAMS</b>	7:15 p.m.		---
16	Sunday, December 25	at Miami Dolphins	12 p.m.	<b>FOX</b>	---
17	Sunday, January 1	<b>MINNESOTA VIKINGS</b>	*3:25 p.m.		---
18	January 7 or 8	<b>DETROIT LIONS</b>	TBD	TBD	---







## BARNES COMMUNITY CHURCH

Pastor Jon Hartman

### WORSHIP HOURS

10:00 a.m. Sunday

3200 County Hwy N., Barnes, WI  
Phone: 715-795-2195



### *Bible Studies*

Every Tuesday at 10:00 a.m.

*Everyone Welcome*

### COMMUNITY DINNER

Sunday, October 11th

### **BARNES COMMUNITY CHURCH FOOD PANTRY**

The Barnes Food Pantry is open the 2<sup>nd</sup> Wednesday of each month from 9:00 to 11:00 a.m. for persons living within 15 miles of the church or those living in Barnes, Drummond or Highland.

Please bring identification.

We are located at 3200 County Highway "N", Barnes, WI at the Barnes Community Church.

For further information call:  
Dianne Hess at 715-795-2728

(For a map to the food shelf visit: [www.barneswi.com](http://www.barneswi.com))



***Please consider making a donation to  
The Barnes Food Shelf. It is greatly appreciated.***

## TAI CHI



Drummond Classes: Wednesdays & Fridays at 10:30 with Suzanne through Thanksgiving week at the Community Center. Suzanne Rooney will offer the beginning class and also add some variety.

Mia Mueller Alston starting Barnes Group on October 10 at 9:00 at the Barnes Town Hall. Will be held Mon-Wed-Friday

All are welcome to these fun and relaxing classes.

**LOOK FORWARD TO SEEING YOU !!**

## GORDON - BARNES GARDEN CLUB

### **Making 2023 Plans ...**

The next meeting of the Garden Club is Tuesday, October 18th at the Barnes Town Hall at 1:30 p.m. Topic:

"Gardening in Zone 3"

We will continue meeting the 3rd Tuesday of the month.

Anyone interested in joining, just come to the meeting and check it out.

See the following Facebook address for more information:  
[gordonbarnesgardenclub@facebook.com](https://www.facebook.com/gordonbarnesgardenclub)

For more information or questions, please contact:

Joyce Rose at [jbctrose@netzero.com](mailto:jbctrose@netzero.com)



## PLEASE GIVE TO YOUR LOCAL HUMANE SOCIETY



**WE NEED YOU !!!!!!!!**



## EAU CLAIRE LAKES WEED HARVESTING

For more information please contact  
Julia Lyons at: [julia.vanloo@gmail.com](mailto:julia.vanloo@gmail.com)



## BARNES RED HAT

October 19th 12:00 noon  
Iron River Pizza Parlour

Anyone wishing to carpool, please meet at the Town Hall about 11:15-11:30



Online Pricing: (Subject to Change)

1/4 page size: \$ 20 month or \$ 50.00 for 3 months

1/2 Page: \$ 50 month or \$ 120 for 3 months

Full Page: \$ 100 month or \$ 225 for 3 months

Garage Sales: \$ 5 to \$ 15 depending on content

# BARNES AREA HISTORICAL ASSOCIATION (BAHA)

## THE BARNES MUSEUM

Friday and Saturday 10:00 a.m. to 3:00 p.m.

### WE ARE STILL LOOKING FOR VOUNTEERS !!

Please feel free to stop by the museum

Located on the corner of Hwy N and Lake Road  
Check the BAHA website for any upcoming events  
(<http://bahamuseum.org/>)



The Canoe built by Jack Gribble is now on display at the BAHA Museum.

You MUST stop in and see it. What an accomplishment by this gentleman.

Follow us on Facebook



Follow in famous outdoors writer's footsteps through St. Croix headwaters

Annual tour offered of area where Gordon MacQuarrie hunted, fished, and wrote.

[www.stcroix360.com](http://www.stcroix360.com)

<https://www.stcroix360.com/2022/07/follow-in-famous-outdoors-writers-footsteps-through-st-croix-headwaters-region/>



## BAHA MUSEUM GIFT SHOP NOW OPEN !!

NEW GIFT SHOP COORDINATOR: Deb Soar

Are you looking for a special gift for a Birthday, Anniversary, Get Well, Thank You, or other occasion? Be sure to check out the new display of items in the Gift Shop. You'll find a wide array of interesting items for all ages:

- clothing items
- wood crafts
- a range of books by MacQuarrie, Ojibwe authors, and local writers
- Barnes Centennial glassware and other items
- note cards
- walking sticks
- items for the home and outdoors; and much more

There are practical items, decorative items, items linked to the history of Barnes, and some that will be "just plain fun" to own!

Whether it's a gift for YOU...or a gift for OTHERS...you're sure to find the perfect choice! Come and Explore!

The Gift Shop [at 4545 Cty. Hwy. N.] is Open on Fridays & Saturdays from 10:00 a.m. to 3:00 p.m.

Here's a peek at some of what you'll find when you visit!



## FLOWER & STINKY'S GREAT ADVENTURES



Wow! It looks like Flower & Stinky finally found the solution for mailing their Christmas letters to Santa. I know it seems a bit early, but when you are small critters who live in a museum, you really need to plan ahead! Just imagine how limited your options would be!

After wandering around the museum, and climbing onto, over, and under a variety of strange objects [Ahem... those are "Historical Artifacts"], they spotted a Post Office!!

The Fresh Air Post Office looked pretty old [95 years to be precise] but it DID HAVE A SLOT they could use when December rolled around!

I know it might look like a tangled mess of black & white fur, but once Flower found a box to stand on, and once Stinky got balanced on his head, he was able to get the "mock Santa letter" into the slot!! Success...and a sigh of relief that their letters would reach Santa this winter!

Flower & Stinky are sure that if you have never seen the Fresh Air Post Office exhibit at the BAHA Museum, you'll definitely want to add it to your list of "Must See Artifacts"!

You'll find early postmarked envelopes, hand-written letters from the 1927-1938 Era, and have fun comparing it to your neighborhood P.O.! Oh...and you can see a marker on Lake Road near Pickerel Lake Road where it once "existed" in the home of Beatrice Howard, who served as the post-mistress for many years. Enjoy!!



# BARNES AREA HISTORICAL ASSOCIATION NEWS



Greetings!

As the renovation of the Pease One-Room Schoolhouse keeps moving ahead, we continue to search for early schoolhouse items to complete our "replica early 1900s classroom room" within a portion of the building. Artifacts related to all of Barnes' early schoolhouses will be displayed throughout the building, along with historical documents, photographs, collected memories, etc. Our hope is to educate and inspire an understanding of what "life within these schools" was like for students, teachers, and community members.

## SCHOOLHOUSE UPDATES:

An original blackboard, including original wood framing and chalk trays which graced the wall of the old Mason Schoolhouse was presented by the schools current owner Jerry Oliphant to Carol LeBreck on August 27th. (Local resident Larry Bergman attended the school) Jerry donated the blackboard, etc. along with a few other vintage items. Jerry believes the school was built in 1906.

\*\* If you have any items that might be in need of a "new home", please let me know. They will be warmly welcomed into our schoolhouse and greatly appreciated! I will happily arrange to pick up any items and cover any costs that might be involved. If you have any relevant items that are not on our list, please let me know. I'd be interested in learning more about them!

Updated list of Items being sought for the Pease One-Room School:

- Early US Flag [for wall mount with pole]
- Hand-held slate boards; Erasers & box of chalk
- Organ stool
- Old textbooks – K-8 grade levels [pre-1940]
- Kerosene lamps [wall-mounted style and hanging style]
- Water dispenser [5 gal. pottery with spigot or similar]
- Table model, battery-powered Radio [for "School On the Air" programs]
- Lunch buckets, pails, boxes
- Globe [pre-40s would be interesting - we have one dated to the 70s]
- Cursive writing scroll and other classroom teaching resources
- Small teacher's desk or table
- Two full body mannequins: one adult female [for the schoolhouse teacher; one elementary age child/student]
- Early 1900s garments [dress for the teacher; daily school clothing/wear for a young girl or boy] Written "memories" [Yours, or stories from your parents, your grandparents] of "The One-Room School house Days"...as a student, as a teacher; traveling to school; recess games; rules & responsibilities; favorite subjects, etc.]



Thanks for your help! Carol LeBreck (715-795-2540)

\*\*\* MORE MUSEUM NEWS COMING SOON



## WE NEED YOUR HELP WITH ROAD CLEAN UP

Please be sure to pick up anything that blows out of your vehicle or trailer.

We have organizations and clubs in town that have "clean up" events

Check in with them or visit [TownOfBarnesWI.gov](http://TownOfBarnesWI.gov) to offer your time



WE GREATLY APPRECIATE YOUR HELP IN KEEPING OUR TOWN CLEAN & BEAUTIFUL

TRIVIA # 1 JUPITER





## Barnes Area Historical Association, Inc.

5555 James Road  
Barnes, WI 54873

# IMPORTANT NOTICE

To all BAHA and ODHA Tier members:

## Annual Meeting Notice

This meeting is open to all of the members and will be held the third Thursday of October. (October 20, 2022). The time is 6:00pm and will be held on Zoom. All members may attend by emailing Steve Lynch at [csslynch@hotmail.com](mailto:csslynch@hotmail.com) to get the invitation. The regular monthly meeting will follow the Annual Meeting.

We are in need of people wanting to help with our Museum endeavors. If you are one of those who would like to be on our board or be an officer, please contact Lu Peet at [lupeet101343@gmail.com](mailto:lupeet101343@gmail.com). Let us know soon so that we may include you.

Perhaps you are someone who is looking for a way to use your years of experience, maybe one of the many retired corporate leaders, teachers, craft people, organizers, those interested in history, or just looking for something interesting to do. We have openings for many areas that might interest you. Even if it is just a few hours a month, we welcome you. Many of these areas can be done from your home with a computer. Let us know what talents you have.

### List of current board members:

President Steve Lynch - 1 year term  
Vice President Ted Eastlund - 1 year term  
Secretary Lu Peet - 1 year term  
Treasurer Jeri McGinley - 1 year term  
Board member Larry Bergman - term expires 2022  
Board member Sally Pease - term expires 2022  
Board member Doug Westerberg - appointed term expires 2022  
Board member Fritz Barnes - term expires 2023  
Board member Debra Soar - term expires 2024



Lu Peet Secretary Barnes Area Historical Association, Inc

*Sharing the history of the Barnes Area through preservation and education*



# BARNES V.F.W. POST 8329



## COMING EVENTS:

- Vets Dinner - November 11<sup>th</sup> Cocktails 5:00 / Dinner 6:00 p.m. - Honoring Veteran's Day and the 75th Anniversary of the Barnes VFW Auxiliary. Thanksgiving Dinner will be served—All Veterans are welcome !!
- November 12th - VFW Auxiliary Christmas Bazaar
  - \* \* Reserve your space now to display your crafts and wares. Interested Vendors please contact Michelle Boehm at # 715-795-3582 or by email at: [bihomimoco@msn.com](mailto:bihomimoco@msn.com)
- December 6<sup>th</sup> - VFW Auxiliary Christmas Dinner
- Next VFW Veterans and Auxiliary Meeting - October 25th at 6:00 p.m.



## VFW RAFFLE WINNERS—September 10th

1ST	\$1500	Lobby Lancour	104
2ND	\$1000	Dan Archambeau	274
1	\$100	Math Fabner	28
2	\$100	Davey Perry	182
3	\$100	Michael Black	200
4	\$100	Kristine Boylan	270
5	\$100	Janet Abell	223
6	\$100	Gin & Kathy Merling	91
7	\$100	Kristine Boylan	269
8	\$100	John Skandell	356
9	\$100	Pam Ebel	178
10	\$100	Pat Lancour	124
1	\$50	April Dietrich	49
2	\$50	Brenda Drall	204
3	\$50	Heidi Pearson	051
4	\$50	Chad Howe	17
5	\$50	Linda Windgrove	380
6	\$50	Jerry Jerome	72
7	\$50	Carie Hurt	62
8	\$50	Mary Tyson	186
9	\$50	Cookie Skuttety	33
10	\$50	Jan Abell	94

## LED MESSAGING

VFW is offering advertising on the LED messaging board

The sign can be rented by the week

For further information and rates please contact Tam Larson

715-795-2402

COME OUT, HAVE SOME FUN & HELP SUPPORT OUR CLUBS and

ROAD HOME PROGRAM WEBINAR  
- October 19th - 6:30 to 7:00 p.m.  
BARNES TOWN HALL - BARNES  
FOR ALL VETS AND THEIR FAMILIES  
ANYONE CAN ATTEND



THE CENTER FOR VETERANS AND THEIR FAMILIES AT RUSH

### Mission:

Our mission is to compassionately care for veterans, service members and their families by providing individualized care and navigation of services to help heal from the invisible wounds of war. (PTSD, MST, TBI, Anxiety, and Depression)

The clinic provides top tier clinical programming for the veterans and families battling the invisible wounds of war. We've received national recognition for our Intensive Outpatient Program.

### Vision:

To champion and empower veterans and their families.

## Our Services

Care to Veterans

Support for Families

Education/Awareness

Ground-Breaking Research

Outreach Services

Imagine a Place Worthy of their Sacrifice

SPONSORED BY THE BARNES AUXILIARY  
VFW POST 8329

Friends of the Eau Claire Lakes Area, officially registered as Property Owners Association, Inc. Barnes/Eau Claire Lakes Area, is a voluntary group of year-round and seasonal residents and visitors interested in preserving the beautiful environment in this remarkable corner of northwest Wisconsin. The local water quality is listed in the top 10% of all Wisconsin waters and we have a dedicated group of volunteers who monitor the water quality and educate the population on how to maintain this remarkable asset. We work with local governments, local businesses, and environmental organizations to advance our objectives.

Our organization has developed and funded an award-winning educational program with the Drummond Area School District that takes middle school students to the outdoors for hands-on learning. We sponsor programs and seminars for adults in the community about everything from cooking to successful fishing to maintaining septic systems. We initiated a cooperative program with the Town of Barnes to develop and fund an effective boat landing watercraft inspection program to protect the lakes from invasive species. Our members volunteer to inspect the shorelines for any signs of invasive species and work with the Wisconsin Department of Natural Resources in control efforts.

We always welcome suggestions on how we can improve our organization and better serve the people in our impact area (please contact us at [eauclairefriends@gmail.com](mailto:eauclairefriends@gmail.com)). We encourage you to officially join our organization.

Kevin Shriver  
President

Find us on Facebook and the [TownOfBarnesWI.gov](http://TownOfBarnesWI.gov) website  
Proud to Co-Sponsor the MacQuarrie Pilgrimage and Tour August 2022



### GENEALOGY


It is so important to have a connection with your family tree. Not only does gathering information make it easier for your children to pick up the process, it will spark something in you that you didn't realize you were looking for.

Start with your immediate family, branch to your grandparents and then just keep reaching further back.

Several websites are out there to help start your project:

Start your Family Tree Today.  
Don't wait!  
  
Your loved ones won't always be there to tell the stories and provide the information.

Ancestry.com  
Genealogy.com  
My Heritage.com  
FamilySearch.org



**PRINTING YOUR FAMILY TREE - MORE TO COME – STAY TUNED**

**TRUST ME  
IT'S WORTH IT !**

### DRUMMOND LAKE CAMPGROUND Drummond, WI

**IF YOU NEED HELP WITH RESERVATIONS—  
PLEASE GO TO OUR SITE, CALL OR EMAIL US  
ANYTIME!**

**DRUMSITEWI@GMAIL.COM / Phone 715-739-6290  
DRUMMONDLAKECAMPGROUND.COM**

**JUSTA FRIENDLY REMINDER:  
WE DO NOT TAKE ADVANCE RESERVATIONS  
FOR THE NEXT YEAR. EVERYONE HAS THAT  
OPPORTUNITY THE FIRST BUSINESS DAY AFTER  
THE NEW YEAR.**

**THANK YOU TO ALL OF OUR TOWN CREW,  
CONTRACTORS AND LOYAL CAMPERS FOR  
MAKING THIS HAPPEN.**



*PLACE  
YOUR  
AD  
HERE*





## MAKI'S CAFÉ

**NOW OPEN  
THURSDAY TROUGH MONDAY  
7:00 a.m. to 2:00 p.m.**

**Home Cooking, Homemade Pies & Bakery  
Breakfast & Lunch all day**

Normal Business Hours  
Thursday thru Sun: 7:00 a.m. to 2:00 p.m.  
Stan & Phyllis (715) 795-3144

**Also selling Bob & Steve's Firewood**  
(715) 795-3144 or (715) 558-6308  
3720 Cty Hwy N, Barnes, WI 54873



## ANCHOR YOUR BOATS HERE



**J&M Storage  
Jeff Johnson**

53060 Hwy 27  
Barnes, WI 54873  
Phone: 612-803-0775

### STORAGE FOR:

Personal Items, Boats, Pontoons, ATV's,  
Snowmobiles, Personal Watercraft and  
Dry Indoor Storage  
**PLUS**  
Winterizing and Cleaning Available



**Justin  
Christenson**

General Contractor

**CHRISTENSON  
CONSTRUCTION**

NEW HOMES • REMODELING • ROOFING • SIDING • DECKS  
FULLY INSURED • LICENSE #1163070

(715) 580-0367 • [jchristensonconstruction@gmail.com](mailto:jchristensonconstruction@gmail.com)  
[www.jchristensonconstruction.com](http://www.jchristensonconstruction.com)

### Del Jerome DBA Jerome Excavating, LLC

Small loads of gravel, topsoil & rock  
Stump Removal  
Mini Excavator, Skid-steer, Small Dump Truck

715-739-6245 or 715-580-0216  
9185 Cty Hwy N

Drummond, WI 54832

Email: [deljerome@cheqnet.net](mailto:deljerome@cheqnet.net)



**FREE ESTIMATES  
BONDED & INSURED**

CONGRATS TO NEW PARENTS  
CHRISTINE (Jerome) AND NICK KNABE  
AS THEY WELCOME THEIR NEW BABY  
GIRL "BRIELLE"



Happy Birthday, Happy Anniversary and  
Congratulations to everyone we missed



**WISH SOMEONE  
A HAPPY BIRTHDAY,  
HAPPY ANNIVERSARY,  
HAPPY RETIREMENT,  
OR JUST A HAPPY DAY!**

SUBMIT TO: [barnesnotesandnews@gmail.com](mailto:barnesnotesandnews@gmail.com)

**TRIVIA # 3 SAILFISH**



## Deer Grove Resort

On Upper Eau Claire Lake

Jeff and Maureen Fullington  
Owners

3225 Deer Grove Road  
Barnes, Wisconsin 54873

715-795-2526

715-235-9741

[deergroveresort@charter.net](mailto:deergroveresort@charter.net)

[deergroveresort.com](http://deergroveresort.com)


WHAT'S UP

# FREE COMMUNITY DINNER



Join us for Dinner and a Show !  
Tuesday, October 11, 2022 @ 5:00 p.m.

*Blessings*



Join your friends and neighbors for a meatloaf dinner. Music provided by the “Ukaladies”  
Everyone is welcome!!

**BARNES COMMUNITY CHURCH**

3200 County Hwy N  
Barnes, WI



**Attention Vendors!! Reserve your table now!!**

# **Christmas Bazaar & Craft Sale**

at the VFW Hall on Lake Road in Barnes, WI

**Saturday, November 12, 2022**

**9:00 a.m. until 3:00 p.m.**

**Cost is \$25.00 per table**

**(Non-refundable after Nov. 5<sup>th</sup>)**

**The Barnes VFW Post 8329 Auxiliary will be sponsoring the  
Christmas Bazaar & Craft Fair again this year!**

Vendors keep all profits from their sales!

Contact us ASAP as to whether or not you will be participating, as spaces are limited!

Have questions or need more information?

Contact Michelle Boheim at 715-795-3582 or by email at [bihomimoco@msn.com](mailto:bihomimoco@msn.com).

**Please respond by November 1, 2022**



Sponsored by Barnes VFW Post 8329 Auxiliary  
All table rental fees go to Barnes VFW Post 8329 Auxiliary

## REGISTRATION FORM

CHRISTMAS BAZAAR & CRAFT FAIR Saturday, November 12, 2022 9:00 a.m. until 3:00 p.m.

Barnes VFW Post 8329 Auxiliary

It is understood that the Barnes VFW Post 8329 or the Auxiliary will not be responsible for any loss or damage. No Craft Sale items or litter may be left on the VFW property. All profits from your table are retained by you.

Name: \_\_\_\_\_

Address: \_\_\_\_\_ City: \_\_\_\_\_ State: \_\_\_\_\_ Zip: \_\_\_\_\_

Phone: \_\_\_\_\_ - \_\_\_\_\_ - \_\_\_\_\_ Email: \_\_\_\_\_

Number of tables you will be setting up (\$25.00 fee per table) \_\_\_\_\_


Amount enclosed \$ \_\_\_\_\_ Type of Art or Craft for sale \_\_\_\_\_

**Return registration form to:**

**Michelle Boheim-55350 Silverwolf Drive-Barnes, WI 54873 or email: [bihomimoco@msn.com](mailto:bihomimoco@msn.com)**

**COMING  
SOON**





## NEW MENU AVAILABLE

Nadia and Elliott Hough

COME IN AND SEE OUR NEW PATIO AND ENJOY OUR  
MUSIC EVENTS. October's Line Up:

### *Wilderness Inn*

8 Units Available  
Wine - Dine - Recline

- ATM - Credit Cards - WIFI Available -

#### Restaurant Hours:

Open 7 Days a Week at 7:00 a.m.

[www.barnestradingpost.com](http://www.barnestradingpost.com)

Find Barnes Trading Post on Facebook  
4170 Cty. Hwy. N, Barnes, WI 54873  
Phone: 715-795-2320



## THE WINDSOR

50750 Outlet Bay Rd  
Barnes, WI  
715-795-2315



### THURSDAY BANGO

Tuesday - Saturday  
4:00 p.m. - 10:00 p.m.

Join us for Sunday Omelet Bar 9 - 12

## ROBINSON LAKE RESORT & BAR

Owners: Greg & Kim Dalbec

51825 Fahrner Rd  
Barnes, WI 54873

Phone: 715-795-3444  
Kim Cell: 612-709-9430

email: [Robinsonlakeresort@gmail.com](mailto:Robinsonlakeresort@gmail.com)

#### Hours:

Friday - 3:00 to Close  
Saturday 12:00 to Close  
Sunday 12:00 to 5:00 p.m.

Ask us about our weekly specials

Call us for Cabin availability



Accessible by  
Boat / Car / ATV



## R-C's DECOY

53025 State Hwy 27

Barnes, WI

715-795-2556

*Cheers!*

COME ON IN ....

LOOKING FORWARD TO SEEING YOU

"You wanna go where everybody knows your name"

## NOTICES

Your cooperation is greatly appreciated.

Boaters, please remember to remove all mud & weeds from your boats. Drain bilge, live well and motors. Help us prevent the further spread of invasive species. If you would like to further help, consider volunteering to check boats at a local landing this summer.



Contact Barb Clements  
715-495-7134



Please consider donating your items to:

- Local folks that may need a hand
- Salvation Army
- Humane Society Stores
- Local Thrift Stores

**DONATE**

## OBITUARIES: Remembering Loved Ones Lost



### **KENNETH E. SENSKE, JR.**

**1957 - 2022**

It is with great sadness that the family of Kenneth E. Senske Jr., of Beulah, ND, announce that he went home to the Lord on October 3, 2022, at the age of 65.

Ken was born August 1, 1957 to Kenneth Sr. and Bonita Senske in Minneapolis, MN. The family moved to Barnes, WI in 1959 where Ken was raised. He graduated from Drummond High School in 1975 and later attended Wisconsin Indian Head Technical College in Superior, WI.

On September 22, 1979, Ken married the love of his life, Kim Follis. They moved to Beulah, ND in 1984 where they raised their children, Sean, Steven, Amanda, and Lucas.

Ken worked as a millwright for U.S. Steel in Virginia, Minn. from 1977-1984. After that, he began work as a mechanic at Antelope Valley Station where he worked for 34 years. He took pride in his work and made many lifelong friends there. Ken was an active member of the International Brotherhood of Electrical Workers Local 1593 and served as president of the executive board.

Ken's greatest joys were his family and the outdoors. He passed on his love of the outdoors to his children and grandchildren. He spent countless hours fishing on Lake Sakakawea, duck hunting on Lake Audubon, and making memories deer hunting at "The Cabin" in Wisconsin. Ken also proudly served as an elder of Concordia Lutheran Church.

Ken was preceded in death by his mother, Bonita, father-in-law, Buck, and grandparents.

Ken is survived by his loving wife, Kim; his children, Sean (Mandy) Senske, Steve (Sadye) Senske, Amanda (Ryan) Holder, and Lucas (Trista) Senske; his grandchildren, Owen, Whitten, Gretchen, Hollis, River, Lorelei, Remi, Baker, and Bridger; his father, Kenneth Senske, Sr.; his siblings, Jeffery (Lynnette) Senske, Tim (Stacey) Senske, and Susan Houston; and his mother-in-law, Shirley Follis.

Family and friends are invited to join in Ken's memorial service at 10:00 AM CDT on Saturday, October 8, 2022 at Concordia Lutheran Church, Beulah with Pastor Toby Heller officiating.

A memorial service was held on Saturday, October at the Concordia Lutheran Church (Beulah, ND)



### **DOUGLAS BOLK**

**12/19/1963 - 10/5/2022**

Douglas 'Doug' Bolk, 58, of Superior and longtime Florida resident, died Wednesday, October 5, 2022, in Superior.

Doug was born in Duluth on December 19, 1963, the son of Joan (Wasco) and Virgil Bolk. He married Debra Korn on February 28, 2014, in Superior.

Doug enjoyed being a pipefitter, riding his Harley Davidson and loved spending time in the garage with family and friends.

He was preceded in death by his father, Virgil Bolk; brother, Jim Bolk; sister-in-law, Debbie Bolk; grandparents, Felix Wasco, Margaret and Joe Turoski, and Dallas and Edith Bolk; and stepfather, Allen Carlson.

Doug is survived by his wife, Debbie; mother, Joan Carlson; children, Leah (Jake) Bolk, Danielle Birch, AJ (Erika) Cardenas, Brandon (Deanna) Cardenas, and Taylor (Brittany) Roeber; grandchildren, Rosie, Aria, Anja, Elijah, Max, Forrest, and Theo; sister, Debbie (Kenny) Lisdahl; nephew, Chris (Dena) Hopkins; mother-in-law and father-in-law, Barb and Jerry Korn; brothers-in-law/sisters-in-law, Lori, Gerri, Steven, Terri, and Michael; many aunts, uncles and cousins; and his dogs, Harley and Mila.

A visitation was held on Monday, October 10, 2022, at Downs Funeral Home, 1617 N 19th St., Superior.

"May the sun always shine upon you and the wind guide you on your final journey. Ride free. You will be greatly missed..."

# OBITUARIES: Remembering Loved Ones Lost



## DAVID HANKS

David Hanks, age 86, of Cable, WI, passed away on Thursday, September 22, 2022, at his home.

David was born December 15, 1935, in North Haven, CT, the son of George and Doris (Meeker) Hanks. He was raised in North Haven and attended from high school there. At the age of 17, Dave enlisted in the U.S. Air Force and was sent to Sampson Air Force Base in Lake Geneva, NY for basic training. He went onto Chanute AFB in Bloomington, IL where Dave graduated from tech engine training. He moved onto Selfridge Air National Guard Base in Michigan and then Truax Field Air National Guard Base in Madison, WI.

While there, Dave met Darlene Mae Griffin. Dave and Darlene were married on June 22, 1957, in Dubuque, IA. Dave continued his military career at Altus AFB, Bergstrom AFB, Nouasseur Air Base, Torreon Air Base, Kincheloe AFB and then with the Wisconsin Army National Guard in Spooner, WI. He was then stationed at Duluth Air National Guard Base where he worked as a mechanic. While there he earned two Meritorious Service Medals for outstanding achievement for his efforts with restoring the P-38 Lightning, aircraft of Richard I. Bong, currently on display at the Richard I. Bong Veterans Historical Center in Superior, WI.

Dave retired from the Air force with 28 years of service to his country. After his military career, Dave worked for Hanks Grandview Garage, Ed's Service Station, Project Sanguine, DuPont and Madison Gas and Electric. He fully retired in 1994. He was an active member of the American Legion Post 487 in Cable and was instrumental in building and fundraising for the Legion building. Dave enjoyed hunting, fishing, golfing and being a golf ranger. He loved being at the lake with his family.

Dave is survived by his wife of 65 years, Darlene; five children, David (Laurie) Hanks, Thomas (Katie) Hanks, Kari (Tim) Bjork, Judy (Dan) Hinman all of Cable, WI, and Cheryl (Dan) Hanks-Sinecki of St. Peters, MO; seven grandchildren; four of great grandchildren; four brothers, Robert Hanks of Charlotte, NC, Paul (Jane) Hanks of Wallingford, CT, Alan (Nancy) Hanks of East Greenbush, NY, Jeffrey (Evelyn) Hanks of Georgetown, TX; and many nieces and nephews.

He was preceded in death by his parents; two brothers, William and George Hanks; three sisters, Lois Stone, Ruth Ibsen and Margaret English.

A funeral service will be held for Dave at 10:30 a.m. on Friday, September 30, 2022, at Trinity Lutheran Church in Cable, WI with Pastor Arleigh vonSeggern officiating. Visitation will be held from 9:30 to 10:30 at the church on Friday. Military honors will be accorded by the State of Wisconsin Military Funeral Honors Program and American Legion Post 487 of Cable. Interment will be in the Greenwood Cemetery in Cable, WI. Casket bearers will be Curt Berweger, Andrew Bjork, Nathan Gall, Chad Hanks, James Robertson and Jason Sinecki.

In lieu of flowers, memorials may be directed to the Wounded Warriors Project, [www.woundedwarriorproject.org](http://www.woundedwarriorproject.org), or to Regional Hospice, 15910W Company Lake Road Suite 3, Hayward, WI 54843.

To send flowers to the family or plant a tree in memory of David Hanks please visit our [Tribute Store](#).

**American Legion-Post 487** of Cable, Wisconsin is deeply saddened for the loss of our former Commander and Adjutant, David Hanks. David was instrumental in obtaining the current American Legion building on Cty M. He wanted a building that our area veterans could gather to socialize and to feel safe. The legion was his "6th child". He was extremely patriotic with a love for our Country and the Air Force.

For years David could be seen playing the bugle at Memorial Day services and graveside services, carrying the American Flag in parades, as well as organizing the many car shows that started in the parking area of the old Corner Bar many years ago.


Visitation (9:30-10:30) and service for David Hanks will be this Friday, September 30th at the Trinity Lutheran Church in Cable (10:45). Following the church service, Military honors will be accorded by the State of Wisconsin Military Funeral Honors Program and American Legion Post 487 of Cable with interment at the Greenwood Cemetery in Cable, WI. The Hanks family invites you to David's Celebration of Life at the Cable Community Center around 12:30.

Rest in Peace and We Thank You for Your Dedication and Service, Sir!





# OBITUARIES: Remembering Loved Ones Lost



## TROY RASMUSSEN

February 24, 1967 to September 19, 2022

Troy Allen Rasmussen, age 55, passed away on Monday, September 19, 2022, surrounded by his family after a courageous battle with cancer. He was born on February 24, 1967, in Stevens Point, WI, the son of Dennis Andry and Sandra Lou (Kramer) Rasmussen. He was united in marriage to Debra Joanne Edwards on July 18, 1992, in Cable, WI.

Troy's first love was playing and working in the woods. He also loved his over the road, long haul coast to coast career with Kivi Bros. Trucking Inc. Troy was an avid hunter, favoring both deer and grouse hunting.

He is survived by his wife, Debra "Deb" Rasmussen of Hayward; his son, Forrest Rasmussen, and daughter, Andrea (Dusty Kingfisher) Rasmussen, both of Hayward; his grandchildren, Nathan, Johnnie, and Jesse; his parents, Dennis and Sandi Rasmussen of Cable; his sister, Tami Busterud of Merrill; many aunts, uncles, cousins, and forever best friend, uncle Kris Rasmussen.

A special thanks to Larry Ludzack, Don Ludzack, uncles Kris and Mark Rasmussen, Aunt Angie Manthey and Krystal Ranch for visiting prior to Troy's passing. Special honors go to his beloved "Trucking Buddy", his dog, Bandit, the co-pilot and passenger who sat daily protecting Troy's Big Rig #509.

Special thanks to his daughter, Andrea, his loving caregiver. Troy Chaon, Director at Bratley-Nelson Funeral Home & Crematory. The family wishes to express sincere gratitude to Dawn and Ann from hospice for Troy's wonderful and supportive care. Private family services and Celebration of Life will be at a later date.

Troy's dream was to retire to Santa Maria, California. A destination he loved on his journeys from coast to coast. To Santa Maria he will go..... "Your wings were ready, but our hearts were not!"

Troy enjoyed his 34 hours downtime; however, "I can deal with high wind and hard rain, 4-wheelers and slow lanes, black ice and deep snow, but don't leave me sitting in a truck stop with nowhere to go!" "Keep me loaded!" "If the wheels ain't turning, I ain't earning!" "So you think I'm just a truck driver, 13 gears, 18 wheels, 65 ft. long, 500 horsepower, 1800 lbs. of torque - you do the math!" "Please protect our drivers as they risk their life on the highway making a living for their families!" "I'll sleep when I'm done trucking!" said Trucker Troy - Big Rig #509.

Memorials (donations) may be made to Regional Hospice Services & Palliative Care, 15910 W Company Lake Road, Suite 3, Hayward WI 54843.



**"May the sorrow you feel in your heart lighten by the love that surrounds you."  
Our deepest sympathies to the family and friends**

SOMETIMES.....

OUR LOVED ONES HAVE PAWS

OUR DEEPEST SYMPATHIES  
IN THE LOSS OF YOUR  
FURRY FRIEND



**Our sincerest apologies for anyone we may have missed.**

*Our thoughts and prayers are with you and your families in this time of sorrow.*

**If you have any information you would like us to share, please send to:**

**Julie (Frierhood) Sarkauskas at:**

**[barnesnotesandnews@gmail.com](mailto:barnesnotesandnews@gmail.com)**

# OCTOBER REMINISCING - LOCAL HERO



**Captain Berkeley Wells Hall, Fighter Pilot U.S. Navy**  
**Two wars without a scratch.... (Korea and Vietnam)**  
**can't say the same about the planes !**

Still to come - **Captain Berkeley Wells Hall**

We all knew and loved "Budge" (budgeeee). I had a chance to chat with Susan to help tell our story which will be updated soon. Glenn and Susan were classmates and friends growing up here in Barnes and I'm glad to say still keep in touch. I remember Budge taking me up in his airplane from the Barnes Airport that was and is still next to the station / Arctic Cat Dealership, now "Flying Goose Surveying". He said he would do some barrel rolls for me and I said no thank you. Well, to my surprise, here came a barrel roll - OH MY LORD! I never went up again, but I do have to say—it was quite exciting (after we landed).

Also, we look forward to sharing the history and family life of the Hall Homestead built in 1904 by Darlin and Kate Hall.

**TRIVIA # 5 LEONARDO daVINCI**

## MORE MEMORIES TO COME

.....

*The Barnes Trading Post*

**Barnes VFW Post 8329**

**Pease Resort**

**The Cabin Store**

*The Enchanted Inn*

Hilltop Bar and Grill (Fresh Air Post office)

**Boulder Lodge**

**AREA SUGAR BUSH's**

**Tracks (Doorn's; Sages; Grilley's)**

*Robinson Lake Bar (Fahrner's Resort)*

**Sand Point Supper Club**

**BAHA Museum (Red White and Blue; Goetz's; Millers)**

**Barnes Town Hall**

**Sunset Resort**

**Ellison's Resort & Sylvia's Tavern**

**Tiffany's Salon (Debbie's Hair Design)**

**Jim Johnson Construction**

**Christenson Construction**  
**(5 Generations)**

**Georgia's (Skoglunds)**

**Lyndale Bay Resort**

**Tall Pines Bar and Grocery**

**Traut's Resort**

*Frontier Supper Club*


**Cheesie's Lakeview Resort**



# OCTOBER REMINISCING - HALLOWEEN

## THE HISTORY OF HALLOWEEN

**Samhain** is a pagan religious festival originating from an ancient Celtic spiritual tradition. In modern times, Samhain (a Gaelic word pronounced "SAH-win") is usually celebrated from October 31 to November 1 to welcome in the harvest and usher in "the dark half of the year." Celebrants believe that the barriers between the physical world and the spirit world break down during Samhain, allowing more interaction between humans and denizens of the Otherworld



## Ancient Origins of Halloween

Halloween's origins date back to the ancient Celtic festival of Samhain (pronounced sow-in). The Celts, who lived 2,000 years ago, mostly in the area that is now Ireland, the United Kingdom and northern France, celebrated their new year on November 1.

This day marked the end of summer and the harvest and the beginning of the dark, cold winter, a time of year that was often associated with human death. Celts believed that on the night before the new year, the boundary between the worlds of the living and the dead became blurred. On the night of October 31 they celebrated Samhain, when it was believed that the ghosts of the dead returned to earth.

In addition to causing trouble and damaging crops, Celts thought that the presence of the otherworldly spirits made it easier for the Druids, or Celtic priests, to make predictions about the future. For a people entirely dependent on the volatile natural world, these prophecies were an important source of comfort during the long, dark winter.

To commemorate the event, Druids built huge sacred bonfires, where the people gathered to burn crops and animals as sacrifices to the Celtic deities. During the celebration, the Celts wore costumes, typically consisting of animal heads and skins, and attempted to tell each other's fortunes.

When the celebration was over, they re-lit their hearth fires, which they had extinguished earlier that evening, from the sacred bonfire to help protect them during the coming winter.

By 43 A.D., the Roman Empire had conquered the majority of Celtic territory. In the course of the 400 years that they ruled the Celtic lands, two festivals of Roman origin were combined with the traditional Celtic celebration of Samhain.

The first was Feralia, a day in late October when the Romans traditionally commemorated the passing of the dead. The second was a day to honor Pomona, the Roman goddess of fruit and trees. The symbol of Pomona is the apple, and the incorporation of this celebration into Samhain probably explains the tradition of bobbing for apples that is practiced today on Halloween.

## All Saints' Day

On May 13, 609 A.D., Pope Boniface IV dedicated the Pantheon in Rome in honor of all Christian martyrs, and the Catholic feast of All Martyrs Day was established in the Western church. Pope Gregory III later expanded the festival to include all saints as well as all martyrs, and moved the observance from May 13 to November 1.



By the 9th century, the influence of Christianity had spread into Celtic lands, where it gradually blended with and supplanted older Celtic rites. In 1000 A.D., the church made November 2 All Souls' Day, a day to honor the dead. It's widely believed today that the church was attempting to replace the Celtic festival of the dead with a related, church-sanctioned holiday.

All Souls' Day was celebrated similarly to Samhain, with big bonfires, parades and dressing up in costumes as saints, angels and devils. The All Saints' Day celebration was also called All-hallows or All-hallowmas (from Middle English *Alholowmesse* meaning All Saints' Day) and the night before it, the traditional night of Samhain in the Celtic religion, began to be called All-Hallows Eve and, eventually, Halloween.

Thus, a new American tradition was born, and it has continued to grow. Today, Americans spend an estimated \$6 billion annually on Halloween, making it the country's second largest commercial holiday after Christmas.



# OCTOBER REMINISCING - HALLOWEEN - ALL SAINTS DAY

## Halloween Comes to America

The celebration of Halloween was extremely limited in colonial New England because of the rigid Protestant belief systems there. Halloween was much more common in Maryland and the southern colonies.

As the beliefs and customs of different European ethnic groups and the American Indians meshed, a distinctly American version of Halloween began to emerge. The first celebrations included "play parties," which were public events held to celebrate the harvest. Neighbors would share stories of the dead, tell each other's fortunes, dance and sing.

Colonial Halloween festivities also featured the telling of ghost stories and mischief-making of all kinds. By the middle of the 19th century, annual autumn festivities were common, but Halloween was not yet celebrated everywhere in the country.

In the second half of the 19th century, America was flooded with new immigrants. These new immigrants, especially the millions of Irish fleeing the Irish Potato Famine, helped to popularize the celebration of Halloween nationally.

## History of Trick-or-Treating



Borrowing from European traditions, Americans began to dress up in costumes and go house to house asking for food or money, a practice that eventually became today's "trick-or-treat" tradition. Young women believed that on Halloween they could divine the name or a appearance of their future husband by doing tricks with yarn, apple parings or mirrors.

In the late 1800s, there was a move in America to mold Halloween into a holiday more about community and neighborly get-togethers than about ghosts, pranks and witchcraft. At the turn of the century, Halloween parties for both children and adults became the most common way to celebrate the day. Parties focused on games, foods of the season and festive costumes.

Parents were encouraged by newspapers and community leaders to take anything "frightening" or "grotesque" out of Halloween celebrations. Because of these efforts, Halloween lost most of its superstitious and religious overtones by the beginning of the twentieth century.

By the 1920s and 1930s, Halloween had become a secular but community-centered holiday, with parades and town-wide Halloween parties as the featured entertainment. Despite the best efforts of many schools and communities, vandalism began to plague some celebrations in many communities during this time.

By the 1950s, town leaders had successfully limited vandalism and Halloween had evolved into a holiday directed mainly at the young. Due to the high numbers of young children during the fifties baby boom, parties moved from town civic centers into the classroom or home, where they could be more easily accommodated.

Between 1920 and 1950, the centuries-old practice of trick-or-treating was also revived. Trick-or-treating was a relatively inexpensive way for an entire community to share the Halloween celebration. In theory, families could also prevent tricks being played on them by providing the neighborhood children with small treats.



**PLACE YOUR AD HERE**  
**GARAGE - ESTATE - CRAFT SALES**  
**FOR SALE - HELP WANTED**  
**SEND US JOKES - STUFF**  
**... SOMETHING**

# GEORGIA'S

"HAPPINESS IS HOMEMADE"

*Come in and enjoy*

Tuesday & Wednesday open at 3PM  
Monday, Thurs, Friday & Saturday open at 11AM  
Closed on Sunday

Ellison Lake Rd, Barnes, WI  
Phone: 715-795-2121

**NEW MENU**



# BARNES BOOK CLUB

The October book is "State of Terror" by Hilary Rodham Clinton & Louis Penny.

We meet the 4th Monday of each month at 1:30 p.m. at the Barnes Town Hall.

Anyone is welcome to join our sharing session, all you have to do is show up.

Books are available at the Hayward Community Library, just ask at the desk for the Barnes Book Club selection.



3893 County Hwy N  
Barnes, WI 54873  
715-795-2155  
Tiffanyssalon@hotmail.com  
Full Hair Salon / Redkin Products

Monday - 9:00 AM - 5:00 PM  
Tuesday - 9:00 AM - 5:00 PM  
Wednesday - 9:00 AM - 5:00 PM  
Thursday - 9:00 AM - 5:00 PM  
Friday - 9:00 AM - 5:00 PM  
Saturday - CLOSED  
Sunday - CLOSED

# NIGHTLY SPECIALS 5PM-10PM

**Monday** AYCE Hand-Breaded Shrimp \$14.99

**Tuesday** 1/4# Burger Baskets \$6.99

**Wednesday** Steak Sandwich \$14.99

**Thursday** Taco Thursday \$3.00

**Friday** AYCE Fish Fry \$14.99

**Saturday** Ribs! Half Rack \$13.99 | Full Rack \$16.99



# BARNESTORMERS

Barnes WI Snowmobile Club  
**We would love to have you!!!!**  
Check us out on Facebook



# LAKE COUNTRY ATV CLUB

3025 East Shore Road  
Barnes, WI 54873



Dues:

Commercial \$ 25  
Family \$15  
Single \$ 10

Paul Solberg, President  
Vice President: Jeff Johnson  
Treasurer: Bill Webb  
Secretary: Kelly Webb

IT'S TIME TO TAKE  
AN INTEREST IN OUR  
TOWN !

GET INVOLVED  
JOIN A CLUB  
HELP MONITOR OR  
CLEAN UP THE BOAT  
LANDINGS

WRITE TO THE TOWN  
OFFICE WITH YOUR  
CONCERNS OR SEND  
THEM TO ME.

WE NEED YOUR HELP  
WE CAN'T DO IT  
ALONE  
WE NEED YOU TO  
CARE

**P.J.'S**

TRAIL PASSES  
AVAILABLE

Pat & Kara Foat - Owners  
Jct. County Y & Lake Road  
Barnes, WI 54873  
715-795-2561

# CABIN STORE

WELCOME  
HUNTERS

HUNTING & FISHING LICENSES  
INFORMATION STOP \* ICE \* MOVIE RENTALS  
WISCONSIN LOTTERY \* GROCERIES  
FULL LIQUOR BAR \* FOOD AVAILABLE  
SMOKING PAVILLION

CHECK US OUT  
NEWLY REMODELED  
NEW COFFEE  
BAR



Gas, Oil, and On & Off Road Fuel Available

We are now an  
authorized licensed  
"Recreational Vehicle  
Registration Center"

## ALSO AT THE CABIN STORE

On-Off sales of beer and liquor. A wide variety of grocery products including canned goods, dry goods, frozen items, candy; a good variety of ice cream, snacks, cheeses and other dairy products. First aid supplies and home remedies.

Try our new Coffee Bar: get a Coffee to go or hot chocolate or Cappuccino.

Bait Store with assortment of bait, Including minnows, leeches, worms, crawlers and waxies—nice assortment of tackle.



*A bad day of hunting  
is still better than a  
good day at work.*

## HAPPY HUNTING

# BUYING OR SELLING?



## Elliott Hough

### Cell: 715-979-1267

### Office: 715-634-6237



Area North Realty

FOLLOW ME ON **facebook**

## Your Trusted Barnes And Surrounding Area Realtor





# THE PET PAGE

## MAKE SURE YOU HAVE YOUR PET'S MEDS AND SHOTS UP TO DATE !!

This year is no different than any other so please be sure your pet's shots are up to date, including Lymes, make sure their license is current and that the rabies tag is on their collar. Check the Town of Barnes leash and public area laws to keep your dog safe. If you're just moving to the area, your dog must be on a leash when walking or in public, and, you must have a local License tag. Visitors, please keep your tags up to date and your pet on a leash. You can get the license applications at the Town of Barnes office. Reminder: Kitties need their rabies, distemper, lymes shots and frontline/collars too! (even if they're inside kitties.) SERESTO IS A FANTASTIC PRODUCT FOR CATS AND DOGS .

### LOCAL VET INFORMATION: KEEP YOUR VET'S NUMBER HANDY AT ALL TIMES.

#### NORTHSTAR VETERINARY CLINIC/HOSPITAL

Dr. Sammi Pumala # 715-739-6823  
52545 Old 63N, Drummond

#### SEELEY VETERINARY CLINIC

Dr. John Mundel # 715-634-5996  
12942W County Rd OO, Hayward (Seeley)

#### NORTHLAND VETERINARY SERVICES

Dr. Monica Brilla # 715-372-5590  
8560 Topper Rd, Iron River

#### HAYWARD ANIMAL HOSPITAL

# 715-634-8971  
15226W Cty Rd B, Hayward



**PLEASE** remember to walk with your dog on the ditch side of you. Walk against traffic and allow room for the passing cars. It's for their safety


**SOON THE ROADS WILL BE FULL OF ICE AND SNOW. PLEASE BE CAREFUL OF YOUR PETS WHEN WALKING THEM, THEIR PAWS CAN GET ICE BURNS AND FROST BITTEN**



### WINTER TIPS FOR TAKING CARE OF OUR BABIES

Some of you may have cats that go out too

- Limit the time your pet spends outside
- Keep them indoors as much as possible
- Bundle them up
- Consider your pets age
- Protect your pets paws from cold and ice
- Invest in a heated beds
- Trim foot fuzz so snow and ice don't get bunched
- Clean your pets feet



**Always cherish your dog. It's hard to find a friend so loyal!**

**If you have one friend who would sit and wait for you without knowing whether you would come back it's your dog. Cherish that love.**



### PAY ATTENTION TO YOUR PETS TO KEEP THEM SAFE

If it's too cold for you to stand at the door without your coat, it's probably too cold for your dog too, so pay attention to her behavior while she's outdoors.

If you notice your dog whining, shivering or appearing anxious, or she stops playing and seems to be looking for places to burrow, then it's time to bring her in.

Once temperatures drop **under 20° F**, all owners need to be aware that their dogs could potentially develop cold-associated health problems like hypothermia and frostbite. The best way to monitor dogs when it's cold is to keep a close eye on their behavior.

### TRIVIA # 2 FIVE



Our babies love us without condition. They help us without effort. They heal our hearts and spirits and **NEVER** ask for anything in return, except love.....

**... SO GIVE LOVE BACK TO THEM**



**GOD BLESS OUR CANINE VETS**



**TOWN OF BARNES TRANSFER SITE & RECYCLING CENTER**  
**2018 HOURS OF OPERATION EFFECTIVE: APRIL 1 THROUGH NOVEMBER 1**  
**Starting October 1st Open Wednesday and Sunday 8:00 a.m. to 2:00 p.m.**

Disposable Fees: 13 GAL Bags: \$ 3.00 / 33 GAL Bags: \$4.00 / 55 GAL Bags \$ 5.00  
 NO HAZARDOUS DISPOSALS/ITEMS

Call the site at 715-795-2244 before bringing in large items.

**SORRY—WE CANNOT ACCEPT TRASH OR RECYCLING FROM BUSINESSES**

EMPTY REFRIGERATORS, FREEZERS, WINDOW AIR CONDITIONERS (FULL SIZE) \$ 20.00  
 EMPTY REFRIGERATORS, FREEZERS (SMALL) \$15.00  
 PROPANE TANKS: MUST BE EMPTY / NO CHARGE  
 STUFFED CHAIRS; \$10  
 COUCHES/LOVESEAT/RECLINER/TABLES; \$ 30.00 EACH  
 MATTRESS/BOX SPRING-ANY SIZE \$20.00 EACH  
 HIDE-A-BED/SLEEP SOFA: \$25.00 W/O MATTRESS / \$ 45.00 WITH MATTRESS  
 TIRES: CAR/LIGHT TRUCK 5.00 EACH  
 LARGE TIRES;TRUCK/TRACTOR -- \$\$ DETERMINED BY ATTENDANT  
 TELEVISIONS AND COMPUTER EQUIPMENT NOW CHARGED BY WEIGHT, NOT SIZE  
 MISC. FURNITURE; \$5.00 / MISC ITEMS NOT LISTED DETERMINED BY ATTENDANT  
 PLASTIC LAWN CHAIRS: SMALL \$ 2 EA / LARGE \$ 3 EA / TABLES \$4 EACH  
 CARPETING, PADDING, RUGS, DEPENDING ON SIZE; \$10.00 AND UP  
 DEHUMIDIFIERS / COMPLESSORS \$ 15 EACH  
 FLOURESCENT BULBS 8 FOOT; \$5.00 EACH  
 FLOURESCENT BULBS 4 FOOT; \$2.00 EACH  
 FLOURESCENT BULBS LESS THAN 4 FOOT; \$1.00 EACH  
 CFL BULBS (IN DESIGNATED BOX); \$1.00 EACH  
 BATTERIES; FREE  
 ELECTRICAL APPLIANCES: (STOVE, WASHER, DRYER, MICROWAVE, WATER HEATER) FREE  
 METAL, GRASS CLIPPINGS, PINE NEEDELS, BRUSH AND CLEAN WOOD: FREE

**BRUSH AREA OPEN  
 ACROSS CTY HYW N FROM THE  
 TRANSFER STATION**  
 Please, only "natural" brush,  
 branches, trees, and stumps

**PLEASE BE SURE TO  
 CHECK THE FIRE  
 DANGER BEFORE  
 BURNING ANYTHING.  
 THANK YOU !!**

**RECYCLING MYTHS AND FACTS:**

The most common items to be recycled are: Mail, paper, glass bottles & jars, aluminum, steel & tin cans, plastic bottles, jugs and tubs.

**Myth:** Any plastic can be recycled

**Fact:** Only plastic bottles, jars, jugs, tubs with a # 1,2,5 are recyclable. Plastic buckets / pails and lids are not

**Myth:** Plastic bags, electronics, medical waste, Styrofoam, plastic totes, lawn chairs, empty oil containers, Amazon/USPS shipping bags, pots and pans can be recycled.

**Fact:** NONE of these are to go into the recycle bins

**Myth:** Any item placed in the recycle bin will be recycled

**Fact:** This is "wish-cycling". Too much contamination will cause the bin to be emptied in the landfill and fines will be levied to the transfer station.

**Myth:** It is ok to place small amounts of food waste (garbage) in recycle bins

**Fact:** ALL ITEMS MUST BE CLEAN Nothing with food waste, grease, etc. is recyclable

**Myth:** Plates, bowls, cups, saucers, glassware are cyclable

**Fact:** They are not. This includes dirty paper plates/plastic ware and solo cups

ITEMS NOT ACCEPTED AT THE BARNES TRANSFER STATION: Paint, moto oil, gas, explosives, fireworks, ammunition, flammables, antifreeze, lubricants, corrosives, etc. Ask attendant if in doubt. Keep foods and liquids out of recycling. No loose plastic bags, bagged recyclables or Styrofoam.

**All** cardboard boxes mut be flattened and 3x3 ft or smaller. **No** pizza boxes.

**NAMEKAGON TRANSIT BAYFIELD COUNTY ROUTE**

Bayfield County and Namekagon Transit are providing a route to serve the southern part of Bayfield County. The route originates in the Barnes area then picks up riders in Drummond and Cable, continuing into the Hayward area. Passengers will then have the ability to transfer to a "circular route" in Hayward, where they can travel from store to store or from one address to another, including the courthouse and various medical facilities. The cost for the service is \$1.00 one way and \$0.50 for seniors and persons with disabilities who have a Transit ID card. You **must** call by 1:00 p.m. the previous day to schedule a ride.

If you would like to have an application sent to you for a reduced fare or have any questions, please call Namakagon Transit toll free at (866) 295-9599 or 715-634-6633.

**EVERY TUESDAY**

- 9:50 Leaves the Barnes Community Center
- 10:10 Leaves the Drummond Library and Senior Housing
- 10:45 Leaves the Cable area/Rondeau Market
- 11:00 Arrive in Hayward at the Hayward Area Memorial Hospital
- 1:00 Begin return trip to Cable, Drummond and Barnes with stops as needed



## SUDOKU - EASY

	1		6				9
					3		6
			4	9			
3			9			4	8
	8	6	3			2	
	7			4			
					6		
				1	7		2
	6		3		1		

## SUDOKU - MEDIUM

6	8			4		7	
		4	5	1			3
7					3		
3	1	7					4
							8
							9
	9			5			1
				6			7
							4
8							5
			8				

"Your Source for  
Native Plants in  
Northwestern Wisconsin"

### M & M Greenhouse

52716 Robinson Lake Road, Barnes, WI 54873  
Phone: 715-795-2100 Cell: 715-816-0256



#### FALL HOURS:

Check with Mia via phone or email for hours and days



NATIVE PLANTS & SHRUBS

Come check out  
our Selections  
and Sales

### BE A VOLUNTEER BOAT LANDING MONITOR WE'RE ALWAYS LOOKING - GET SIGNED UP FOR 2023

Help us keep our lakes healthy and free of invasive aquatic plants and animals.  
Help us monitor compliance with state laws for boats entering and leaving the lakes.

**We staff boat landings at Upper, Middle, & Lower Eau Claire Lakes, Tomahawk & Robinson lakes, mainly on weekends and remind boaters to:**

- Remove all aquatic plants from boat and trailer
- Drain lake water from boat, motor's lower end, live well
- And more

**We now have advanced scheduling for your convenience and can use you any day of the week**

#### Training Provided

The Clean Boats/Clean Waters monitoring program is covered by a DNR Clean Boats/Clean Water matching grant. 25% of paid staff hours must be matched by volunteers and we have not been able to do that this year. PLEASE help.

**Would you like to serve as a volunteer boat landing monitor for a two-hour slot on a weekend or other day?**

**Barnes AIS Committee Clean Boats/Clean Water Boat Landing Monitor Coordinator**

**Contact: Barb Clements at: 715-495-7134**



**BARNES FIRE DEPARTMENT and AMBULANCE**  
 5005 County Hwy N, Barnes, WI 54873  
 715-795-2424 for Non Emergency Calls



**Fire Chief** - Brock Friermood

**Volunteer Members:**

- Richard Renz
- Robert Skweres
- Damian VonFrank
- Greg Strasser
- Jacob Larson
- Jennifer Peterson
- Josh Peterson
- Leevi Frint
- Roseanne Peterson
- Whitney Jeanetta
- Zack Zepczyk

**Ambulance** - Brett Friermood

**Volunteer Members:**



**THANK YOU FOR YOUR DEDICATION TO KEEPING OUR COMMUNITY SAFE**



**FOREST POINT RESORT  
 &  
 GOLF COURSE**

**On Lower Eau Claire Lake**  
 13702 S. Crystal Beach Road  
 Gordon, WI 54838  
 Phone: 715-376-2322  
 Web Site: [forestpoint.com](http://forestpoint.com)



**REMINDER:**

Please have your ads, articles or stories to the paper by the 20th of each month to ensure placement in the next month's issue.

We will try to accommodate items received after the 20th. (please note that we do have certain items that cannot be received until just before issuance and spots are reserved for these monthly entries.)

Email any items you may have to: Julie (Friermood) Sarkauskas at [barnesnotesandnews@gmail.com](mailto:barnesnotesandnews@gmail.com) or call: 715-795-2775

**Barnes/Gordon Wednesday Night Men's League**

Call Dick or Andrea at 715-376-2322 for tentative start date and additional information.

**Men's Tuesday Morning Scramble**

All men are invited to come and have fun golfing in this scramble. No sign up needed, just come! \$ 3.00 entry fee. Call course for more info at: 715-376-2322

**- THURSDAYS -**

**TWO PEOPLE FOR THE PRICE OF ONE  
 "MUST BRING THIS COUPON"**

In order to qualify for the "two for one" pricing  
 Thank you. Forest Point Resort & Golf Club

**Monday Night Couples League**



Contact Sharon Hough 715-795-2320 for info

*Come and play our well kept 36 par golf course  
 Clubs, pull carts and riding carts available to rent  
 Full bar-Game Room-Cabins Available  
 Lakefront Beach w/Sandy Bottom—Playground*



**THE DRUMMOND LIBRARY**



Free Wi-Fi throughout the building

**HOURS:**

- Monday:** Closed
- Tuesday:** 10-5
- Wednesday:** 10-5
- Thursday:** 10-6
- Friday:** 10-5
- Saturday:** 9-1
- Sunday:** Closed

**ADDRESS:** 14990 Superior St, Drummond, WI 54832  
**PHONE:** (715) 739-6290



## BAYFIELD COUNTY

Bayfield County is recruiting for an additional Youth Services and Support Coordinator. We are interested in finding the right individual to work with families; please share this with anyone you think would make a quality case manager, as it could really help the search!

<https://www.governmentjobs.com/careers/bayfieldco/jobs/3580102/youth-support-and-services-coordinator>

The Children's Long-Term Support (CLTS) Waiver Program is a Home and Community-Based Service (HCBS) Waiver that provides Medicaid funding for children who have substantial limitations in their daily activities and need support to remain in their home or community.

Historically, there was a waiting list for CLTS. Wisconsin Department of Health Services (DHS) established the continuous enrollment initiative in 2021.

Continuous enrollment is a process that helps kids join the CLTS Program faster. This new initiative has allowed Bayfield County to serve many more children with disabilities. It has been a challenging time for the Support and Service Coordinator to keep pace with the number of children on the case load who need service coordination.

If you have any questions regarding Bayfield County Programs, please contact:

Carrie Linder, CSW  
Aging & Disability Services Manager

[Carrie.linder@bayfieldcounty.wi.gov](mailto:Carrie.linder@bayfieldcounty.wi.gov)

\*\*\*Please note Bayfield County Human Service email addresses have changed as of 01/25/21.\*\*\*

Aging and Disability Resource Center of the North  
Bayfield County Department of Human Services  
PO Box 100  
117 East 5th St.  
Washburn, WI 54891  
Phone: 715-373-3350



## THANK YOU

### **DRUMMOND FIREFIGHTERS**

**Sitting top:**  
Addie Arens

**Back Row left of cab:**  
1. Dan Johnson  
2. Mark Jerome - Fire Chief  
3. Roy Bloom

**Front Row Left of Cab:**  
1. Richard Dahl  
2. David Todus  
3. Klara Gierczic  
4. Amy Kohlwey  
5. Jim Mortenson  
6. Jeff Hurula (Kneeling)

**Back Row Right of Cab**  
1. Wade Spears  
2. Tim DeChant  
3. Dean Johnson  
4. Kyle Williamson

**Front Row Right of Cab:**  
1. Del Jerome  
2. Rodger Larsen  
3. Mike Arens  
4. Lester Watters  
5. Zach Manthey



# WISCONSIN FAMILY AND CAREGIVER SUPPORT ALLIANCE BAYFIELD COUNTY

Contact: Lynn Gall, (608) 266-5743 or Harriet Redman, (920) 968-1742

## When a Workforce Shortage Crisis and a Caregiving Crisis Meet

### “Wisconsin Working Caregivers: Strategies and Resources for Employers”

For more information, please visit [Wisconsin Family Caregiver Support Program \(wisconsinfamilycaregiver.org\)](http://wisconsinfamilycaregiver.org).

Madison, WI – The workforce shortage crisis being felt by businesses across Wisconsin includes a characteristic that is often overlooked: The need to support family caregivers in the workplace.

Employers experience a drain on productivity when employees struggle to balance their work lives with the responsibilities of caring for children, aging relatives, or disabled family members. In a recent survey, more than eight in ten employed caregivers in Wisconsin reported having their work life interrupted, resulting in workplace accommodations such as using flex time, reducing work hours, or quitting work entirely.

“Without adequate support, working caregivers and their employers suffer,” said Lynn Gall, Family Caregiver Support Programs Manager for the Wisconsin Department of Health Services and member of the survey project conducted by the Wisconsin Family and Caregiver Support Alliance (WFACSA). “The results showed us the challenges faced by working family members and friends and the businesses that employ them. Our goal at WFACSA is for every employer in Wisconsin to know about our state’s free Aging and Disability Resource Centers (ADRCs), family caregiver support programs, and other community organizations available to help support their employees.”

Conducted in partnership with UW-Madison Division of Extension, [the Wisconsin Working Caregivers Strategies and Resources for Employers](#) report published by WFACSA provides insight into challenges of recruiting and retaining employees in the current job climate. It also identifies opportunities for businesses to make positive changes simply by tapping resources already available in every Wisconsin community.

Numerous studies, including a [Harvard Business School](#) project called “Managing the Future of Work: The Caring Company,” note that employers can attract and retain more workers by helping staff balance work and family caregiving responsibilities. Employers may not realize that one in four working-age adults provides care or financial assistance to an older family member or loved one with a disability or long-term such as an adult child, spouse, or other loved one. This means that at least one quarter of potential hires and those currently working are balancing home and job responsibilities in addition to traditional child rearing.

“We learned that a few small changes can transform businesses into a place where employees will want to build a long career,” says Harriet Redman, Executive Director of WisconsinSibs and member of the WFACSA project. “That is why we are excited to share our survey results and open the conversation around the free and low-cost strategies and resources already available to support businesses.”

The survey also found that nearly 3/4 of respondents were not meeting their own personal needs, such as taking care of their own health, and 2/3 had difficulty balancing care for someone at home. Seventy-two percent said they were tired or worn out all the time, while 90 percent said their 2 emotional or physical health had worsened since taking on a caregiving role. (2-page synopsis of survey findings [here](#).)

Approximately 40 million Americans are providing care to an adult family member or friend, and nearly 60% of them (approximately 24 million adults) also work a paying job. Even more workers are providing care for a child with disabilities or special healthcare needs. Not only do employed caregivers experience high levels of stress, but their dual roles also impact their careers and employers.

The UW Division of Extension Employed Caregiver Survey is free and available to any employer interested in surveying their own workforce.

Click the “How To Host a Survey” tab at: <https://fyi.extension.wisc.edu/agingfriendlycommunities/employed-caregiver-survey/>

The mission of the [Wisconsin Family and Caregiver Support Alliance](#) is to raise awareness of family and caregiver support needs and increase the availability of and access to services and supports - both paid and unpaid - which will keep people across the lifespan engaged in their community as long as they desire. For information about the Alliance and to find resources to support families and provide care for a loved one, visit <http://wisconsinfamilycaregiver.org/alliance>

Carrie Linder, CSW



**TRIVIA # 1 JUPITER**



## Fluorescent Lamp recycling

Wisconsin's **Focus on Energy** has sponsored a fluorescent lamp (curly type) recycling program. Residential bulbs can be recycled at the following participating local retailers:

Hayward - Ace Hardware and Co-op Hardware  
 Poplar - Poplar Hardware  
 Solon Springs - Solon Springs Mercantile

Some 5 million Compact Fluorescent Lamps are being sold in Wisconsin annually. While these bulbs save energy and reduce the emissions from power plants, they also contain mercury and should be recycled. According to the Mercury Product Flow Model developed for DNR, an estimated 263 kilograms (580 lbs) of mercury were released to the environment from fluorescents in 2000 -- and this was before the rapid increase in sales of compact fluorescents. The Council on Recycling has chosen mercury-containing products as one of its priorities for improving management, and, where possible, the elimination of the use of mercury.

Focus on Energy has set up a program to facilitate the take back and recycling of fluorescents at over 250 retailers throughout the state. Their web page has a locator for these businesses [www.FocusOnEnergy.com](http://www.FocusOnEnergy.com). (Under 'Store Type', choose the listing for 'CFL Recycler'.)

## WE STILL HAVE BUTTONS !! "THERE IS A BARNES, WISCONSIN"

Back in the 70's, the Barnes Homemakers Club sold these buttons for fundraisers.

Tom Van Delist came across one of the buttons in his mothers belongings and decided it was time to bring them back.

The buttons were sold to help raise funds to support the new storage building for the Barnes ATV and Snowmobile clubs. Also, for the Barnes Notes and News.

The buttons are \$ 3.00 each or 4/\$10.00  
 We don't want the remaining buttons to sit....so let me know when you're ready to get some more!!!

**THANK YOU FOR YOUR SUPPORT  
 IT IS SO GREATLY APPRECIATED**

## Eau Claire Lakes Conservation Club

The club welcomes volunteers and other interested individuals.

We hope to see YOU at the next meeting!

Questions? Please contact:  
 Fred Kawell at 715-379-1553



## NEVER HAVE I EVER

1 point for each

- |                   |                      |
|-------------------|----------------------|
| broken a bone     | got a ticket         |
| skipped school    | gone scuba diving    |
| fired a gun       | eaten sushi          |
| been skydiving    | been to nyc          |
| ridden in a limo  | ran a marathon       |
| had braces        | got fake nails       |
| had a massage     | been on a train      |
| gotten a tattoo   | been in an ambulance |
| swam in the ocean | gone zip lining      |
| dyed my hair      | needed stitches      |
| watched star wars | been camping         |
| rode a horse      | gone on a cruise     |

## THANK YOU FOR "GOING GREEN"

Find us at:

**TownOfBarnesWI.gov / Community /  
 Barnes Notes and News / 2022  
 Email: barnesnotesandnews@gmail.com**

## The Northern Way of Life



Flat water on Lake Superior provided a perfect view of the Silver Islet mine shafts. Two mining shafts can be seen here that go down to a depth of 1,200 feet. Three years after the Silver Islet mine began operations, Porphyry Island light was built. Guiding traffic to and from the mine site. Today the lighthouse still helps boats navigate the area. Back in 1870 when the mine started operation, it was to see over \$3.5 million worth of silver being processed, that pushed up the stock prices on the New York Exchange. In today's value it was a haul of \$60 Million. (They used massive pumps to keep the water out while mining).

Color Me



**Medicare**  
 Vitamin D  
 Brain Wellness Check  
 Seasonal Affective Disorder  
 And more...

**Sponsored by: UW Extension**  
 University of Wisconsin  
 Bayfield County  
 County Administration Building  
 117 E. 5th Street  
 Washburn, WI 54891  
 Phone: 715-373-6104  
 Fax: 715-373-6304  
 Office Hours:  
 8:00 a.m. - 4:00 p.m.  
 Monday through Friday

Website:  
<http://bayfield.uwex.edu/>

**ADRC**

**Hours of Operation:**  
 8:00 - 4:00 Monday through Friday  
 Phone: 1-866-663-3607

**Visit the ADRC office:**  
 117 E. 5th Street  
 Washburn, WI 54891

Appointments are not necessary but are helpful.  
 Website: [www.adrc-n-wi.org](http://www.adrc-n-wi.org)

**BILL'S GARAGE**


**AUTO & TRUCK REPAIR**  
**ASE CERTIFIED & INSURED**

48670 US Highway 63 - Drummond, WI  
 Phone: 715-739-6969


**BATTERIES + TIRES + TIRE REPAIR + TUNE UPS**  
**BRAKES + EXHAUST + COOLING SYSTEM FLUSHING**  
**OIL CHANGE + LUBRICATION**  
**COMPUTER DIAGNOSTICS + STEERING**  
**SUSPENSION + TRANSMISSION REPAIRS**

*FOR THOSE OF YOU IN THE BARNES AND EAU CLAIRE LAKES AREA*

TAKE THE SHORT DRIVE TO DRUMMOND, JUST SOUTH ON US 63



TALK TO BILL KOKAN  
 OVER 30 YEARS EXPERIENCE  
 CARS-VANS-LIGHT TRUCKS



**KEEPING THE WHEELS TURNING IN SOUTHERN BAYFIELD COUNTY**  
 .....ONE CAR AT A TIME

**Medication Drop boxes in Bayfield County**  
 Sara Wartman, BSN, RN Director/Health Officer  
 Bayfield County Health Department

With support from the Security Health Plan grant and other local funding sources, Bayfield County Health Department has installed three medication drop boxes and three sharps containers throughout the county. The medication drop boxes are located at the Bayfield County Sheriff's Department, Bayfield City Hall and the Iron River community Center. You can now dispose of old or expired medications at these locations.

Accepted Items: Prescription medications, control and non-controlled medications; over the counter medications; medication samples; vitamins; medicated ointments or lotions; inhaler.

3 Sharps Boxes are also stationed in the area. Contact Bayfield County for locations.

**PICK YOUR OWN BERRIES / APPLES**

**CHECK OUT LOCAL FARMS** at: Bayfield Chamber of Commerce: # 715-779-3335 or [www.bayfield.org](http://www.bayfield.org)

**There are many "Pick your Own" farms in the Northern Wisconsin area.**

Apple Hill Orchard # 715-779-5425  
 Bayfield Apple Company # 715-779-5700 (mid July - Tart Cherries)  
 Blue Vista Farm # 715-779-5400 (mid July - August - Raspberries)  
 North Wind Organic Farm # 715-779-3254  
 Sunset Valley Orchards



**Across**

- 1. Seethe
- 5. Cuts corners, in a way
- 9. Brief passing comments?
- 13. Clued in about
- 14. Sound of the northwest
- 15. TV's "Warrior Princess"
- 16. 24 hrs. ago
- 17. "\_\_\_ and Her Men" (Bergman film)
- 18. Some House votes
- 19. Harvard's theater group
- 22. Fall colors
- 23. Branch headquarters?
- 27. Treasure of Montezuma
- 28. Imbibes, but delicately
- 31. Flamenco dancer, often
- 32. Place for kings or queens
- 34. N.Y.C. area near the Village
- 36. Former Israeli politico
- 37. Flo's comeback at Mel's Diner
- 40. Like the Tower of Pisa
- 42. El Misti's place
- 43. Geological periods
- 46. Got to the bottom of the barrel?
- 48. Flat fee
- 50. Romanian money
- 51. McCourt book (with "Ashes")
- 53. Old salt
- 55. "Get Shorty" actor
- 58. Auto pioneer Ferrari
- 61. Hawaiian singing star
- 62. Type of window
- 63. "... \_\_\_ good cheer"
- 64. Boo-boo
- 65. Uffizi Gallery attraction
- 66. \_\_\_ Bourguignonne
- 67. Kenny G's need
- 68. Not new

1	2	3	4		5	6	7	8		9	10	11	12
13					14					15			
16					17					18			
19				20						21			
22							23				24	25	26
27				28		29	30		31				
32			33		34			35		36			
		37		38					39				
40	41					42				43		44	45
46					47		48			49		50	
51						52		53		54			
				55			56	57					
58	59	60				61					62		
63						64					65		
66						67					68		

**Down**

- 1. Man's early years
- 2. 4,840 square yards
- 3. "I'm appalled!"
- 4. Ms. Lenya
- 5. "Star Trek" navigator
- 6. Like fine wine
- 7. "Cheers" actor George
- 8. Energetic folks take them
- 9. Treat, as bottled water
- 10. Honeycomb inhabitant
- 11. Pig \_\_\_ poke
- 12. \_\_\_ in turkey
- 14. Tummy enzymes
- 20. Wks. and wks.
- 21. "\_\_\_ say more?"
- 24. Small brigade?
- 25. "Are you a man \_\_\_ mouse?"
- 26. Prospector's need
- 29. Grandeur
- 30. More timid
- 33. Like some characters on "The Sopranos"
- 35. Shrek, for one
- 38. Shoulder wrap
- 39. Seeks the office of
- 40. Constellation near Scorpius
- 41. George Hamilton's trademark
- 44. Stork's delivery
- 45. Sweetened
- 47. Ramble
- 49. Leaves for a break?
- 52. Sleep noisily
- 54. Chilean pianist Claudio
- 56. About, formally speaking
- 57. Did a smithy's job
- 58. Fall back, as a tide
- 59. Born, on the society pages
- 60. Orange Muppet

**TRIVIA FOR KIDS**

- 1. Which is the largest planet in the solar system ?
- 2. How many Olympic rings are there ?
- 3. What is the fastest aquatic animal ?
- 4. Are worker bees male or female ?
- 5. Name the painter who painted Mona Lisa ?
- 6. What is the diameter of a basketball Hoop ?
- 7. Who wrote Romeo & Juliet ?
- 8. How many Earths can fit inside the sun?
- 9. Which is the largest continent ?
- 10. What's the name of the longest river in the world?

**SEARCH FOR KIDS TRIVIA ANSWERS BY NUMBER IN THIS ISSUE**



# FUN AND GAMES

## SEPTEMBER CROSSWORD ANSWERS

M	U	L	L		A	B	O	M	B	S		P	A	W
E	S	A	I		L	A	L	A	L	A		A	G	E
L	A	S	S		B	A	L	S	A	M		T	R	A
	T	A	K	E	E	A	C	H	O	T	H	E	R	
H	A	S		A	N	D				V	A	S	E	S
E	L	T	O	N			N	O	P	A	R			
F	O	R	B	E	T	T	E	R	O	R		G	A	P
T	H	A	I		R	A	T	S	O		R	A	C	E
S	A	W		F	O	R	W	O	R	S	E	B	U	T
			D	E	T	A	T			O	P	A	R	T
C	R	E	E	D				S	U	R		R	A	Y
N	O	T	F	O	R	G	R	A	N	T	E	D		
O	U	T		R	O	M	A	N	S		D	I	V	A
T	E	A		A	D	E	S	T	E		A	N	E	W
E	S	S		S	E	N	H	O	R		M	E	T	E

Color Me



## AND MORE SUDOKU - HAVE FUN

	5	3				4	8	
							6	2
9				6	4		5	
		8	7			6		
	4				6	5	2	
5		7						
7		5		4	3		9	
	3	2						



# IT'S TIME TO CAN!

## IT'S FALL CANNING TIME!!!

I never knew how much I had actually paid attention to mom when she canned until my first try at it. I remembered everything, even to seal it with a "little love." But after mom passed away, it was like I'd never canned before! I kept turning around to ask her what to do next.

Canning is a perfect way to make those memories with your family, and Canned goods are such a wonderful gift to give.

Spend time together making memories, as they are beyond priceless.

## READY TO START CANNING ?

Here are some items that you'll need or may want to try to get started using the boiling water bath method of processing.

**LARGE STOCKPOT:** Choose a stockpot that holds at least 12 quarts and is tall enough to allow the jars to be fully submerged during processing.



**LADLE:** Allows you to safely pour the mixtures into jars through the funnel.

**JAR FUNNEL:** Place in the mouth of the jar to fill without spilling.

**JAR LIFTER:** Safely lift lids out of hot water with magnetic end.

**BUBBLE REMOVER & HEADSPACE TOOL:** Slide into the side of filled jar to release any air bubbles and measure headspace.

**TONGS (with coated handles)** Safely lift foods during canning or cooking.

**JAR LIFTER:** Safely remove hot jars from boiling water with one hand.

**GLASS CANNING JARS, LIDS AND BANDS:** Fill the glass jars with your yummy creation, then seal in the freshness with one-time-use lids and reusable bands.



## BEFORE YOU START

Before you start canning, read recipe instructions and gather all equipment and ingredients. Inspect the glass canning jars carefully for any chips, cracks, uneven rims or sharp edges that may prevent sealing or cause breakage. Discard any imperfect jars.

## TIPS FOR SUCCESSFUL CANNING:

- Select fruits and vegetables when they are at the peak of their quality and flavor, washing them thoroughly before using.
- Follow the directions for each recipe exactly—don't substitute ingredients or change the processing times. Prepare only one receipt at a time; do not double recipes.
- Substitute a cake cooling rack if you don't have a rack specifically made for canning. Place in the canner before you add the canning jars.
- Use only white vinegar when pickling.
- Use a canning funnel, which has a wide opening and sits on the inside of the mouth of the jar, allowing you to fill the jars cleanly and easily. Wipe the threads and rim of each jar to remove any food that spills.
- Reuse screw bands if they are not warped or rusty. Jar lids are not reusable however, so use a new one for each of your canned creations.
- Accurately measure the head space—the distance between the top of the jar to the food/liquid inside. This is critical because it affects how well the jar seals and preserves its contents. A clear plastic ruler—kept solely for kitchen use, is a big help in determining the correct headspace.
- Refrigerate leftover product if there's a small amount left that won't completely fill another jar. Use it within several days.
- Use non-metallic utensils when removing air bubbles from the jar and measuring head space.
- Store home-canned foods in your cupboard for up to one year.

## HOT JARS VS. HOT STERILIZED JARS:

Why do some canning receipts call for hot sterilized jars, while others call simply for hot jars?

If the mixture will be processed in the boiling-water canner for 10 plus minutes, jars just need to be hot.

If it's less than 10 minutes, jars need to be sterilized in boiling water for 10 minutes (or 1 minute more for each 1,000 feet of additional altitude.)

You may ask, why do the jars have to be hot before hand? The liquid/food you're putting in them is boiling hot, thus if the jars are hot (besides the obvious sterilization) you aren't putting hot product into cold jars and taking a chance of them breaking either when the product goes in the jars or when you put them in the water bath.

## PAY ATTENTION TO THE PECTIN

Liquid and powdered pectin are made from the natural pectin in apples and citrus fruits. However, they are not interchangeable. Always use the specific type of pectin called for.

-Taste of Home Test Kitchen

*I would rather cook for 20 people  
than try to cook for 1*

# IT'S TIME TO CAN !

## CHOCKECHERRY JELLY

Jelly is made from fruit juice and sugar. A gel structure will be achieved only if the mixture contains sufficient pectin. Often commercial pectin will be added to obtain this desired structure. Extraction of juice from the fruit is the first step in the preparation of fruit jelly.

### Steps for extracting juice:

- When extracting juice for pectin-added jelly use ripe chokecherries.
- Wash the fruit in cool running water.
- Add water to cover the chokecherries.
- Bring to a boil in a covered stainless steel or enamel kettle and then simmer for 15 minutes, or until soft.
- Cool and strain through cheesecloth or a damp jelly bag, or a sieve



One pound of chokecherries will give close to 2 cups juice. When extracting juice from chokecherries, **DO NOT** crush the seeds. **Common Unknown Fact**—Chokecherry seeds contain a cyanide-forming compound.

### Ingredients

- 3 cups chokecherry juice
- 6 1/2 cups sugar
- 1 box (2 pouches, 6 ounces) liquid pectin (You can use powdered pectin, just follow the instructions on the box)

### Directions:

- Pour juice into large heavy saucepan. Add sugar and stir to mix.
- Place over high heat and bring to a boil, stirring constantly. Stir in pectin. Bring to a full, rolling boil and boil hard for 1 minute, stirring constantly.
- Remove from heat. Stir and skim off foam for 5 minutes.
- Pour jelly into hot, sterilized half-pint jelly jars or pint jars to 1/4 inch of top. Make sure the edge of the jar is free of jelly, etc. so they seal correctly. Seal with two-piece canning lids.
- Process 5 minutes in a boiling water bath. (The time in the boiling water bath varies by elevation)

## RHUBARB APPLE STRUDEL

### The Joy of Rhubarb

Makes 12 Servings

#### Filling:

- 2 cups rhubarb, sliced
- 3 apples, peeled, cored and sliced
- 1/2 cup granulated sugar
- 2 tbs freshly grated lemon zest
- 3 tbs golden raisins
- 1/3 cup water
- 1 tsp pur vanilla extract
- 2 tbsp tapioca



#### Pastry:

- 12 sheets phyllo dough
- 1/2 cup butter, melted
- 1/2 cup walnuts, finely chopped

#### Instructions:

Preheat oven to 375\*

**Filling:** Mix all ingredients, except vanilla and tapioca, in a medium saucepan. Bring to a boil, then reduce heat and simmer about 12 minutes. Stir in tapioca and vanilla. Let cool. Set Aside

**Pastry:** Using 6 sheets of phyllo for each strudel, spread each sheet with butter, sprinkle with nuts, and stack.

Spoon half the filling along the long edge of each stack. Fold the edges over to enclose the filling, then roll up jelly-roll style.

Place on greased baking sheet. Brush the tops with butter.

Cut 4 slits in each strudel with a sharp knife.

Bake 25 minutes or until golden brown.

Cool at least 15 minutes before slicing. Refrigerate leftovers.

## NO-COOK CRANBERRY-APPLE-ORANGE RELISH

### The Joy OF Apples

A tasty accompaniment to service with turkey, pork or baked ham

#### Ingredients:

- 1 12 ounce bag cranberries, cleaned (or fresh)
- 2 Granny Smith apples, unpeeled, cored and cut into large chunks
- 1/3 cup sweet orange marmalade
- 1/3 cup granulated sugar
- 1/8 tsp ground cinnamon



#### Directions:

Place all ingredients in a food processor

Using blade attachment, pulse until coarsely chopped

Spoon into a glass bowl; cover and chill in refrigerator at least 2 hours or up to 3 days.

Refrigerate leftovers

Makes about 3 1/2 cups





## GOOD EATS - RECIPES

### EASY CINNAMON ROLL CASSEROLE

**Prep Time** 5 minutes / **Cook Time** 25 minutes / **Total Time** 30 minutes / **Servings** 6

#### **Ingredients**

- 2 17.5 oz tubes Pillsbury Grands cinnamon rolls (regular 12.4oz cinnamon rolls are ok too)
- 1/4 cup butter melted
- 2 eggs
- 1/2 cup heavy whipping cream
- 2 tbsp flour
- 3 tsp cinnamon
- 1/4 tsp nutmeg
- 1 tsp vanilla extract
- 1/2 cup finely chopped pecans
- Icing from cinnamon rolls
- Powdered sugar or maple syrup if desired



#### **Instructions**

- Melt butter and coat a 9x12 baking dish with the melted butter (There will be extra, that's OK)
- In a bowl, beat together eggs, cream, flour, cinnamon, nutmeg and vanilla.
- Open canned cinnamon rolls, slice each cinnamon roll like a pizza, into eighths. Place cinnamon roll pieces into the bowl of egg mixture and toss to thoroughly coat. Then pour the pieces, coated in egg mixture, into the greased baking dish and spread out evenly. Any remaining egg mixture, you can pour or brush over top of areas that look like they might get dry. Sprinkle with pecans (optional)
- Bake in the oven at 350° for 18-25 minutes or until light golden brown. Smaller, deeper pans may require additional bake time. Type of cinnamon rolls used can also vary cook time. Best to keep an eye on things and check one of the middle pieces to be sure dough is set before removing from oven.
- When all dough is set, remove the french toast bake from oven. Warm icing from cinnamon rolls in microwave for 15 seconds; pour evenly over cinnamon roll pieces. Sprinkle with powdered sugar or top with maple syrup if desired.
- Serve warm and Enjoy !!

### SALMON DINNER

#### **Ingredients:**

- 2 lemons, thinly sliced
- 1 large salmon fillet (about 3 lb.)
- Kosher salt
- Freshly ground black pepper
- 6 tbsp. butter, melted
- 2 tbsp. honey
- 3 cloves garlic, minced
- 1 tsp. chopped thyme leaves
- 1 tsp. dried oregano
- Chopped fresh parsley, for garnish

#### **Directions:**

- Preheat oven to 350°. Line a large rimmed baking sheet with foil and grease with cooking spray.
- To the center of the foil, lay lemon slices in an even layer.
- Season both sides of the salmon with salt and pepper and place on top of lemon slices.
- In a small bowl, whisk together butter, honey, garlic, thyme, and oregano.
- Pour over salmon then fold up foil around the salmon.
- Bake until the salmon is cooked through, about 25 minutes.
- Switch the oven to broil, and broil for 2 minutes, or until the butter mixture has thickened.
- Garnish with parsley before serving.

### **TRIVIA # 7 - WILLIAM SHAKESPEARE**

# GOOD EATS - RECIPES

## CHEDDAR CHEESE QUICK BREAD

2 cups all-purpose flour  
4 teaspoon baking powder  
1 tablespoon sugar  
1 1/2 teaspoon garlic powder  
1/2 teaspoon salt  
1 1/2 cups shredded cheddar I prefer sharp  
1 cup milk  
1 large egg beaten  
2 tablespoon butter melted



READ YOUR  
RECIPIES FIRST

### INSTRUCTIONS

Preheat oven to 350° Grease/spray a loaf pan.

In a large mixing bowl, whisk together flour, baking powder, sugar, garlic powder and salt. Stir in shredded cheese. Set aside.

In a separate bowl, whisk together milk, egg & butter.

Add liquid ingredients to bowl of dry ingredients. Stir until just combined. Do not overmix.

Spoon/pour into loaf pan.

Bake for 45-50 minutes. Top should be a golden brown.

Cool on wire rack. Remove loaf from pan, slice & serve.

## FALL SANGRIA WITH CINNAMON STICKS

### Ingredients

3 cinnamon sticks extra for garnish  
2 Honeycrisp apples chopped  
1 orange sliced thin  
1 cup fresh cranberries  
1 bottle red wine 750 ml pinot noir  
1 1/2 cups apple cider sweetened, unfiltered  
1/2 cup Prairie Organic Vodka  
1/2 cup cranberry juice  
Juice from one lemon  
Club soda to taste



### Directions:

Place the cinnamon sticks, apples, orange slices, and cranberries in a large pitcher.

Add wine, apple cider, vodka, cranberry juice, and lemon juice. Stir. Place in refrigerator for 6-24 hours.

At serving time pour the sangria in each glass with some of the fruit.

Add a cinnamon stick to each glass if desired.

Add a splash of club soda. You can add ice to the glass when serving if desired.

If you wish before pouring the sangria you can rim the glasses with

## CHICKEN ZUCCHINI POPPERS

Shared by Cheryl Pease

Makes 2 servings

Each serving 1 leaner protein, 3 greens, 3 condiments

### Ingredients:

12 oz. ground chicken breast  
2 Cups grated zucchini (leave peel on)  
1 cup green onions, sliced  
3 TBSP cilantro, minced  
1 Clove garlic, minced  
1/4 TSP salt  
1/2 TSP pepper




### Directions:

1. Mix ground chicken and remaining ingredients in large mixing bowl
2. Grab a frying pan or skillet and sprayed with olive oil spray
3. From the bowl spoon out 8-10 nugget sized pieces onto the skillet
4. Over medium heat cook the chicken poppers for five minutes on each side

**WE WOULD LOVE TO SHARE  
YOUR FAVORITE RECIPES**



**IT'S FALL FEST TIME !!! BE SURE TO MAKE YOUR  
WAY TO THE APPLE FEST OR CRANBERRY FESTS  
FOR GOODIES AND FUN**



# CHERYL'S NUTRITION & HEALTH TIPS

## TIPS FROM CHERYL PEASE - CERTIFIED NUTRITIONIST



Certified Nutritionist, Fitness Trainer & Health Coach.

Link <https://linktr.ee/cherylpease>

Check out this healthy delicious fall dessert you can incorporate into your lean & green !! 😊

### SALTED CARAMEL JICAMA SALAD

Cheryl Pease's Healthy Living Tips

**Serves 4: Per serving:** 1/4 lean, 1 1/2 greens, 1.375 condiments, 1 snack

#### Ingredients:

- 3 cups raw jicama, peeled and chopped (6 Greens)
- 1 1/2 cups 2% plain Fage Greek yogurt (1 Lean)
- 1/2 tsp vanilla extract (1/2 Condiment)
- 1/2 tsp ground cinnamon (1 Condiment)
- 1 packet stevia (1 Condiment)
- 2 tbsp Walden Farms caramel syrup, divided (1 Condiment)
- 1/2 tsp coarse sea salt (2 Condiment)
- 28 walnut halves (4 Snacks)











#### Directions:

- How to toast walnut halves:
  - Preheat oven to 350 degrees.
  - Line a baking sheet with foil for easy clean up.
  - Spread walnut on prepared baking sheet in a single layer.
  - Roast for 5 to 10 minutes. Frequently stir the nuts to ensure even baking.
  - Nuts are done when they appear a shade darker and smell toasted.
  - Let cool and then chop. Set aside.
- Combine chopped jicama, yogurt, vanilla extract, cinnamon, stevia, 1 tbsp caramel syrup and half of the chopped walnuts in a medium bowl.
- Stir until jicama is evenly coated.
- Pour into a serving dish.
- Drizzle 1 tbsp caramel syrup on top and then top with the other half of walnuts.
- Sprinkle sea salt on top. Serve immediately

CanningCrafts®

CanningCrafts.com  
inspiring beliefs • one per former  
making jar gifts & more!

### KITCHEN CONVERSIONS

MEASURE ... EQUIVALENT	
	1 GALLON: 4 Quarts 8 Pints 16 Cups 128 Ounces 3.8 Liters
	1 QUART: 2 Pints 4 Cups 32 Ounces .95 Liters
	1 PINT: 2 Cups 16 Ounces 480 mL
	1 CUP: 16 Tbsp 1/2 Pint 8 Ounces 240 mL
	1/4 CUP: 4 Tbsp 12 tsp 2 Ounces 60 mL
	1 Tbsp: 3 tsp 1/2 Ounce 15 mL
	1 Bushel = 4 Pecks
	1 STICK BUTTER: Volume.....1/2 cup /125 mL Weight.....1/4 lb (4 oz)/115 g

TRIVIA # 4 FEMALE



## WARMING UP and SITTING BACK

### MULLED WINE

#### Ingredients:

- 1 bottle (750 ml) fruity red wine
- 1 cup brandy
- 1 cup sugar
- 1 medium orange, sliced
- 1 medium lemon, sliced
- 1/8 teaspoon ground nutmeg
- 2 cinnamon sticks (3 inches)
- 1/2 teaspoon whole allspice
- 1/2 teaspoon aniseed
- 1/2 teaspoon whole peppercorns
- 3 whole cloves
- Optional garnishes: Orange slices, star anise and additional cinnamon sticks



#### Directions:

- In a large saucepan, combine the first 6 ingredients. Place remaining spices on a double thickness of cheesecloth.
- Gather corners of cloth to enclose spices; tie securely with string. Place in pan.
- Bring to a boil, stirring occasionally. Reduce heat; simmer gently, covered, 20 minutes.
- Transfer to a covered container; cool slightly.
- Refrigerate, covered, overnight.
- Strain wine mixture into a large saucepan, discarding fruit and spice bag; reheat. Serve warm.
- Garnish, if desired, with orange slices, star anise or additional cinnamon sticks.

### WHIPPED COFFEE

Makes one serving

#### Ingredients

- 2 tablespoons hot water
- 2 tablespoons sugar
- 2 tablespoons instant coffee powder
- milk, to serve
- ice, to serve



#### Preparation

- Add the hot water, sugar, and instant coffee to a bowl.
- Either hand whisk or use an electric mixer until the mixture is fluffy and light.
- To serve, spoon a dollop over a cup of milk with ice in it and stir.

**Enjoy!**

**From:** Cousin Ron Frierhood - IN

### IRISH COFFEE

Makes one serving

#### Ingredients

- 1 cup coffee
- 1 shot Jameson irish whiskey
- Whipped cream
- Brown sugar on top

### A BIT OF HONEY "HONEY"

- 1 shot Baileys Irish Crème
- 1 shot Butterscotch Schnapps
- ½ shot Kahlua
- Pour over ice and Enjoy

**TRIVIA # 8 - 1.3 MILLION**

## TIME TO PUT TOGETHER YOUR SUMMER HARVEST



It is so easy to make these tasty Pumpkin Dog Treats using only healthy, nutritious ingredients--no preservatives or additives, just pure wholesome goodness, and in under 30 minutes!

Prep Time 15 mins | Cook Time 20 mins | Total Time 35 mins

Servings: 20 treats

Calories: 61kcal

**Keyword:** dog-friendly, pumpkin dog treats

**To Store:**

Place these in an airtight container and store them in the refrigerator up to a week.

**To Freeze:**

Treats can be frozen in a freezer-safe container for a few months

**Ingredients:**

½ cup pumpkin puree \*\*  
¼ cup applesauce  
3 tbsps peanut butter \*\*  
1 egg  
2 cups whole wheat flour  
¼ tsp salt  
¼ tsp baking soda

**\*\* See notations below**



**Instructions:**

Prepare a sheet pan by lining it with parchment paper and preheat the oven to 350 \*  
Using a stand or hand mixer, beat together the pumpkin puree, applesauce, peanut butter, and egg.  
Mix in the whole wheat flour, salt, and baking soda.  
Beat until just combined and then roll out dough on a floured surface.  
Knead the dough together if it hasn't come together all the way.  
Cut the cookies using a bone-shaped cookie cutter and evenly spread them out on the prepared sheet pan.  
Bake in the oven for 15-25 minutes, until they reach your desired level of hardness.  
Let the treats cool completely before serving to your favorite four-legged person.

**Tips:**

- Make sure you give your dog only \*\* pureed pumpkin, not pumpkin pie mix, which has added sugars and spices. As with any treat, give your dog these snacks in moderation.
- **\*\* Make sure your peanut butter does not have any xylitol**, a sweetener found in some brands, because it is toxic to dogs.
- If you want crunchier cookies, you can bake them longer

### GOOD OLD FASHIIONED TUNA CASSEROLE

Facebook Recipe's

**Ingredients:**

12 ounces wide egg noodles (not extra wide), slightly under cooked with a little firmness  
\*under cook about 2 minutes less than according to package  
1/2 cup yellow onion, diced  
2 tablespoons butter  
12 ounce can solid white albacore tuna in water, drained well  
2 cans (10.5 ounces) condensed cream of mushroom  
1/3 cup mayonnaise (like Hellmann's - not Miracle Whip)  
1/3 cup sour cream  
1/3 cup milk  
1/2 teaspoon salt  
1/2 teaspoon pepper  
1 cup shredded cheddar cheese  
1 cup peas  
1 cup crushed potato chips

**Directions:**

Preheat oven to 350 degrees  
Spray 9x13 baking dish with non-stick cooking spray. Prepare egg noodles, making sure to slightly under cook them by 2 minutes so they are slightly firm. Drain well.  
In a skillet over medium to medium-high heat melt butter and add onions. Cook until onions are tender and translucent.  
In a large bowl add cream of mushroom soup, mayonnaise, sour cream, milk, salt, pepper, and the cooked onions and butter from skillet. Mix well.  
Next, add tuna, peas, cheddar cheese and mix well. Last, add prepared egg noodles, gently folding into soup/tuna mixture until well blended. Pour mixture into casserole dish. Top evenly with crushed potato chips.  
Place casserole on middle rack of oven and bake for approximately 30 minutes uncovered, until casserole is completely heated through.



# Jim's BAIT

**EAU CLAIRE LAKES  
BARNES, WISCONSIN**

**TRIVIA # 9 - ASIA**

## Jim's Bait & Convenience Store

Open 7 a.m. Daily  
Corner of Hwy 27 and Lake Road  
Barnes, WI  
Phone: 715-795-3150  
Find Us on FB at "Jim's Bait of Barnes,  
Wisconsin"

## ONE-STOP SHOPPING!

**GROCERIES AND  
PAPER GOODS  
REGULAR &**



**Non-Ethanol Gas**



# LIVE BAIT

**FISHING / HUNTING LICENSES  
FISHING SUPPLIES & SPORTING GOODS  
LIQUOR / WINE / BEER / ICE \* 20 LB. LP FILLS  
BAYFIELD COUNTY PLAT BOOKS  
BACON, PEPPER STICKS & BRATS FROM JIM'S MEAT MARKET (IRON RIVER, WI)  
DEER CORN  
Eau Claire Lakes Picture Frames & Wine Glasses  
Local Area Souvenirs / Leanin' Tree Cards For All Occasions  
Schmelke Pool Cues**



**"BARNES - A BREATH OF FRESH AIR"  
NOW AVAILABLE**

**CHECK OUT OUR CLOTHING SECTION**

**ALWAYS CHECK WITH THE DNR / TOWN  
OFFICE FOR LOCAL FIRE HAZARD STATUS**



**FOR FISHING & HUNTING REGULATION  
QUESTIONS - PLEASE CONTACT:**

**DNR Call Center Toll Free 1-888-DNR INFO  
(1-888-936-7463) / Local: (608) 266-2621  
7 days a week - 7:00 a.m. to 10:00 p.m.**

**PLEASE VISIT LOCAL  
ESTABLISHMENTS FOR CURRENT STATE RULES  
& REGULATION PAMPHLETS  
CHECK ONLINE at:**

[dnr.wi.gov](http://dnr.wi.gov) or [gowild.wi.gov](http://gowild.wi.gov)

**FALL TURKEY SEASON - 9/17/2022 to 1/8/2023**

**BEAR SEASON - BY ZONE**

**9/7 to 9/13 With aid of bait with all other legal methods not using dogs**

**9/14 to 10/4 with aid of dogs with aid of bait with all other legal methods**

**10/5 to 10/11 with aid of dogs only**



Archery and Crossbow* *No bucks may be harvested during the antlerless-only hunts identified below.	Sep. 17, 2022–Jan. 8, 2023
Archery and Crossbow *Metro Sub-units and counties with extended archery seasons* See the <a href="#">map for counties with extended archery seasons</a> .	Sep. 17, 2022–Jan. 31, 2023
Gun hunt for hunters with disabilities: This is not a statewide season.	Oct. 1–9, 2022
Youth deer hunt	Oct. 8–9, 2022
Gun	Nov. 19–27, 2022
Muzzleloader	Nov. 28–Dec. 7, 2022
December 4-Day Antlerless Only Hunt	Dec. 8–11, 2022
Antlerless-Only Holiday Hunt *Open only in select Farmland (Zone 2) counties. Please see page 12 of combined hunting regulations for valid counties. (Grab your regulation and season booklet at Jim's Bait )	Dec. 24, 2022–Jan. 1, 2023*

All dates are subject to change through rulemaking or a legislative process. Please check the [Wisconsin Hunting Regulations](#) for a complete set of dates and unit designations.