



Welcome Back Home to the :

DECEMBER 2022

BARNES NOTES AND NEWS

Volume 3, Issue 7

ONLINE ONLY

The **BARNES NOTES & NEWS** is your source of our area's community events and happenings and items of interest. We continue to welcome you to place your ads, submit events, articles, and stories. Please contact owner/editor: **Julie (Frierhood) Sarkauskas** at barnesnotesandnews@gmail.com or call 715-795-2775.

Find our link on the **NEW Town of Barnes Website** : TownOfBarnesWI.gov / Community / Barnes Notes and News / 2022



'Tis the season we find peace, joy and love. We strive for it all year but seems we don't find it enough. Reach out with a smile and a warm wish to everyone you meet. Look for God in our hearts and Santa in our dreams.

December Reminiscing - What's Christmas without Rudolf the Red-Nosed Reindeer, and most importantly, the story of Christmas. There are many stories about Christmas, when it started, where it started and how. We share one of those stories this month.

We all have our own traditions, our own versions and our own beliefs. None of them, in my mind matter more that that we remember what Christmas is truly about and what it means in our hearts. Faith in our Lord, Love in our hearts, compassion for others, warmth, understanding and joy of giving our time and support to others.

Our families are first and foremost in *this* world. Spend **time** with your family and friends. Everyone needs to know someone is thinking of them....that someone *indeed* cares. This season, reach out to those less fortunate, those more in need of help and support. Remember our Veterans, and what they've sacrificed and their needs for a warm cup of soup or someone to just listen.

Merry Christmas everyone, may God bless and keep you all this holiday season, and every season of the year

** We are always looking for stories and pictures of our local businesses and folks. It's wonderful to obtain personal views and information that we otherwise might not have privy to. We look forward to sharing your stories.

DECEMBER DOINGS:

VFW AUXILIARY CHRISTMAS DINNER

BARNESTORMERS CHRISTMAS PARTY

TRACKS BREAKFAST BUFFET

WATCH FOR KOFFEE KUP SPECIALS

A HAPPY HOLIDAYS WELCOME TO ALL OF OUR NEW BUSINESS OWNERS

In this Issue:

- Calendar of Events
- Local Events
- Barnes VFW and Auxiliary
- Barnes Area Historical Association
- Barnes Red Hats
- Book Club
- Garden Club
- Tai Chi
- Reminiscing
- Fun & Games
- Recipes
- Advertisements

A **HUGE** thank you and high five to those who have helped us get back "online"

Barnes Notes and News
50690 Pease Rd
Barnes, WI
715-795-2775

BARNES 1ST ANNUAL CHRISTMAS TREE LIGHTING



SATURDAY, DECEMBER 17TH

4:30 p.m.

Barnes Town Hall



Bring an ornament to place on the tree

Share your favorite cookies & treats with our cookie exchange

O' CHRISTMAS TREE
O' CHRISTMAS TREE

Help us bring back the simple joys of Christmas



BARNES AREA CALENDAR OF EVENTS: DECEMBER 2022

Thur. Dec 1	First day to circulate nomination papers for Spring Election
Thur. Dec 1	GORDON BARNES GARDEN CLUB 1:30 p.m. at Barnes Town Hall for Greens assembly. Call 715-835-3410
Tues. Dec. 3	VFW POST 8329 AUXILIARY CHRISTMAS PARTY 5:00 p.m. at the V.F.W. on Lake Road Auxiliary 715-795-2402
Tues. Dec 13	BARNESTORMERS SNOWMOBILE CLUB regular meeting 6:00 p.m. Location TBA
Tues. Dec 20	REGULAR TOWN BOARD MEETING 6:30 p.m. at the Barnes Town Hall: 715-795-2782
Fri. Dec 23	CHRISTMAS EVE HOLIDAY - Town Offices Closed
Sat. Dec 24	CHRISTMAS EVE CANDLELIGHT COMMUNION SERVICE & CHILDREN'S SERMON 5:00 p.m. at the Barnes Community Church: 715-795-2195
Mon. Dec 26	CHRISTMAS DAY HOLIDAY - Town Offices Closed
Sat. Dec 31	Ring in 2023 with the Staff at CEDAR LODGE STEAKHOUSE! We will be having Fabulous Food & Drink Specials! Happy New Year! Reservations recommended. 715-795-2223
Mon. Jan 2, 2023	NEW YEAR'S DAY HOLIDAY - Town Offices Closed



Judy Bourassa, Town Clerk / Treasurer
clerk@barnes-wi.com

Phone: 715-795-2782 Fax: 715-795-2784
 3360 County Hwy N – Barnes, WI 54873

Visit: TownOfBarnesWI.gov for town minutes

PLEASE ABIDE BY THE TOWN RULES & REGULATIONS.

Fireworks permits are available at the clerks office at a cost of \$5 per day with proof of liability insurance required. By town ordinance, fireworks are only permitted one week before and one week after the Fourth of July

TOWN OF BARNES BOARD MEMBERS

Chairman: Tom Renz - email: tRenz@TownOfBarnesWI.gov

Supervisor: Dave Scully - dScully@TownOfBarnesWI.gov

Supervisor: Jim Frint - jFrint@TownOfBarnesWI.gov

Supervisor: Seana Frint - sFrint@TownOfBarnesWI.gov

Supervisor: Eric Neff - eNeff@TownOfBarnesWI.gov



Barnes Town Road Updates

Check the Town Website
TownOfBarnesWI.gov

THANKS to our road crews getting it done with our wonderful Christmas snow on 11/29. 8+” here on Pease Road. If it doesn’t melt, we’ll definitely have a White Christmas. Be safe out there !!!

DID YOU KNOW...



Anyone born on or after January 1, 1989 is required to complete a boating safety course to legally operate a motorized boat or personal watercraft on Wisconsin waters AND Paddle Boarders must have a life jacket on the board (preferably being worn).

WE ARE IN SAND COUNTRY HERE AND THE WATER DRIES UP QUICKLY - PLEASE BE AWARE OF YOUR SURROUNDINGS

CHECK WITH THE DNR OR TOWN OFFICE FOR FIRE DANGER STATUS BEFORE BURNING



SAFETY REMINDER: A PWC (Personal Watercraft) may not be operated at faster than “slow, no wake speed” within:

- 100 ft of any other vessel on any waterbody
- 200 ft of shore on any lake
- 100 ft of a dock, pier, raft, or restricted area on any lake



Let's be safe out there!

Source: WI Boating Laws and Responsibilities handbook. Questions? Call 1-888-936-7463 or visit dnr.wi.gov.



BARNES SENIOR MEALS - DECEMBER 2022 MENU

Meals are served at the Barnes Town Hall at 11:00 a.m.
3360 County Hwy N., Barnes, WI 54873



To reserve your meal please call 715-373-3396. Be sure to include your name, phone number, meal site location & date you are making the reservation for, and how many people it's for.

New Days - Meals are at the Barnes Town Hall 12:00 Noon THURSDAYS ONLY

Week 1: 12/1 Week 2: 12/8 Week 3: 12/15 Week 4: 12/22 Week 5: 12/29

*For food in a world where many walk in hunger;
For faith in a world where many walk in fear;
For friends in a world where many walk alone;
We give you thanks, O Lord.*



Merry Christmas!



Let us share the love and warmth we carry throughout the year, with all who are in need and want and wish for Christmas Cheer.

All it takes is a friendly hello !

jas

Lasagna Mixed Vegetables Peach Delight
Rotisserie Chicken w/ Gravy Roasted Herb Potatoes Broccoli Cuts Banana Chocolate Black Bean Cake
Chicken Cordon Bleu Rice Pilaf Blanched Green Beans Fresh Fruit Pumpkin Cheesecake Bar
Lemon Baked Chicken Baked Beans Steamed Carrots Canned Peaches Wheat Roll, Butter
Pork Roast Garlic Roasted Potatoes Glazed Carrots Applesauce Chocolate Black Bean Cake



PLEASE WALK AGAINST the TRAFFIC!!!! THIS IS FOR YOUR SAFETY.

I do understand in the city you have sidewalks and it doesn't really matter, but in the country we **must ask** that you abide by the "rules of the road". **BIKE WITH** traffic (ditch to your right). **MAKE SURE** your dog is always on the "ditch" side of you and **NOT** on the road side.

*I'd like to thank those of you who are walking with your pets away from the road. For those of you I've seen with your pet on the car side of the road, **MAKE THE SWITCH.** If your dog darts toward traffic, you're not in the way to intervene. **The outcome of that is obvious.** Love your pets enough to keep them safe.*

**NOTE: PLEASE REMEMBER THE STATE, COUNTY AND TOWN LEASH LAWS
YOUR DOG MUST BE ON A LEASH FOR THEIR SAFETY & THE SAFETY OF OTHERS**

QUESTIONS, COMMENTS or CONCERNS

If you have any questions or comments on what you see here, we would like to hear from you. If you have an item that you would like to see in the Barnes Notes and News, please contact Julie (Friermood) Sarkauskas at barnesnotesandnews@gmail.com

THANKS TO YOU ALL FOR YOUR SUPPORT. GOD BLESS

LIKE US ON FACEBOOK



Trivia Answer # 4: Germany



December 6th - VFW Auxiliary Christmas Dinner



LED MESSAGING

VFW is offering advertising on the LED messaging board
The sign can be rented by the week

For further information and rates please contact Tam Larson at: 715-795-2402



A SOLDIER'S CHRISTMAS

* THE NIGHT BEFORE CHRISTMAS *

T'was the night before Christmas, he lived all alone in a one bedroom house, made of plaster and stone.
 I had come down the chimney with presents to give, and to see just who in this home did live.
 I looked all about, a strange sight I did see: no tinsel, no presents, not even a tree.
 No stocking by the mantle, just boots filled with sand; on the wall hung pictures of far distant lands.
 With medals and badges, awards of all kinds, a sober thought came through my mind.
 For this house was different, it was dark and dreary. I found the home of a soldier, at once I could see clearly.
 The soldier lay sleeping; silent, alone, curled up on the floor, in this one bedroom home not how I pictured a US soldier.
 Was this the hero of whom I'd just read, curled up on a poncho, the floor for a bed?
 I realized the families that I saw this night, owed their lives to these soldiers who were willing to fight.
 Soon 'round the world, the children would play and grownups would celebrate a bright Christmas Day.
 They all enjoyed freedom, each month of the year, because of the soldiers like the one lying here.
 I couldn't help wonder how many lay alone, on a cold Christmas Eve in a land far from home.
 The very thought brought a tear to my eye; I dropped to my knees and started to cry.
 The soldier awakened and I heard a rough voice, "Santa, don't cry. This life is my choice.
 I fight for freedom, I don't ask for more; my life is my God, my country, my corps."
 The soldier rolled over and drifted to sleep; I couldn't control it, I continued to weep.
 I kept watch for hours, so silent and still, and we both shivered from the cold night's chill.
 I didn't want to leave on that cold, dark night, this guardian of honor, so willing to fight.
 Then the soldier rolled over, with a voice soft and pure, whispered, "Carry on Santa, it's Christmas Day, all is secure."
 One look at my watch and I knew he was right, "Merry Christmas my friend, and to all a good night."



*Author:
A peace keeping soldier stationed overseas*



**GOD BLESS AND KEEP
OUR SOLDIERS**



ARE YOU READY FOR SOME FOOTBALL



PRESEASON

WEEK	DATE	OPPONENT	KICKOFF (CT)	TV	RESULT
1	Friday, August 12	at San Francisco 49ers	7:30 p.m.		---
2	Friday, August 19	NEW ORLEANS SAINTS	7 p.m.		---
3	Thursday, August 25	at Kansas City Chiefs	7 p.m.		---

REGULAR SEASON

*Short time and broadcast are subject to change

WEEK	DATE	OPPONENT	KICKOFF (CT)	TV	RESULT
1	Sunday, September 11	at Minnesota Vikings	3:25 p.m.	FOX	---
2	Sunday, September 18	CHICAGO BEARS	7:20 p.m.		---
3	Sunday, September 25	at Tampa Bay Buccaneers	3:25 p.m.	FOX	---
4	Sunday, October 2	NEW ENGLAND PATRIOTS <small>GOLD PACKAGE</small>	3:25 p.m.		---
5	Sunday, October 9	vs New York Giants (London)	8:30 a.m.		---
6	Sunday, October 16	NEW YORK JETS	*12 p.m.	FOX	---
7	Sunday, October 23	at Washington Commanders	*12 p.m.	FOX	---
8	Sunday, October 30	at Buffalo Bills	*7:20 p.m.		---
9	Sunday, November 6	at Detroit Lions	*12 p.m.	FOX	---
10	Sunday, November 13	DALLAS COWBOYS	*3:25 p.m.	FOX	---
11	Thursday, November 17	TENNESSEE TITANS <small>GOLD PACKAGE</small>	7:15 p.m.		---
12	Sunday, November 27	at Philadelphia Eagles	*7:20 p.m.		---
13	Sunday, December 4	at Chicago Bears	*12 p.m.	FOX	---
14		BYE WEEK			
15	Monday, December 19	LOS ANGELES RAMS	7:15 p.m.		---
16	Sunday, December 25	at Miami Dolphins	12 p.m.	FOX	---
17	Sunday, January 1	MINNESOTA VIKINGS	*3:25 p.m.		---
18	January 7 or 8	DETROIT LIONS	TBD	TBD	---

L: 7-23
 W: 27-10
 W: 14-12
 W: 27-24
 L: 22-27
 L: 10-27
 L: 21-23
 L: 17-21
 L: 9-15
 W: 31-28
 L: 17-27
 L: 33-40





BARNES COMMUNITY CHURCH

Pastor Jon Hartman

WORSHIP HOURS
10:00 a.m. Sunday

3200 County Hwy N., Barnes, WI
Phone: 715-795-2195



Bible Studies

Every Tuesday at 10:00 a.m.
Everyone Welcome

COMMUNITY DINNER
Sunday, October 11th

BARNES COMMUNITY CHURCH FOOD PANTRY

The Barnes Food Pantry is open the 2nd Wednesday of each month from 9:00 to 11:00 a.m. for persons living within 15 miles of the church or those living in Barnes, Drummond or Highland.

Please bring identification.

We are located at 3200 County Highway "N", Barnes, WI at the Barnes Community Church.

For further information call:
Dianne Hess at 715-795-2728

(For a map to the food shelf visit: www.barneswi.com)



*Please consider making a donation to
The Barnes Food Shelf. It is greatly appreciated.*

TAI CHI



Drummond Classes: Wednesdays & Fridays at 10:30 with Suzanne through Thanksgiving week at the Community Center. Suzanne Rooney will offer the beginning class and also add some variety.

Mia Mueller Alston starting Barnes Group on October 10 at 9:00 at the Barnes Town Hall. Will be held Mon-Wed-Friday

All are welcome to these fun and relaxing classes.

LOOK FORWARD TO SEEING YOU !!

THE DRUMMOND LIBRARY



Free Wi-Fi throughout the building
HOURS:

Monday: Closed

Tuesday: 10-5

Wednesday: 10-5

Thursday: 10-6

Friday: 10-5

Saturday: 9-1

Sunday: Closed

ADDRESS: 14990 Superior St, Drummond, WI 54832

PHONE: (715) 739-6290




PLEASE GIVE TO YOUR LOCAL HUMANE SOCIETY



WE NEED YOU !!!!!!!!

EAU CLAIRE LAKES WEED HARVESTING



For more information please contact
Julia Lyons at: julia.vanloo@gmail.com



Trivia Answer # 6: White Christmas



BARNES RED HAT

December 12:00 noon

Anyone wishing to carpool, please
meet at the Town Hall about
11:15-11:30



Online Pricing: (Subject to Change)

1/4 page size: \$ 20 month or \$ 50.00 for 3 months

1/2 Page: \$ 50 month or \$ 120 for 3 months

Full Page: \$ 100 month or \$ 225 for 3 months

Garage / Estate Sales: No Charge

BARNES COMMUNITY CHURCH



40th Anniversary

Barnes Community Church will be having their 40th Anniversary gathering in 2023, and we are currently looking for a few Charter Members.

If you have a current address for anyone of the Charter Members listed below, please email **Marcia Ritter** at **Ritter2194@outlook.com** or call **Glenda** at the church office **715.795.2195**

CHARTER MEMBERS

Rosemary Baker
Alice Blood
Dave Blood
Mary Cook
Robert Desrosiers
Sherry Desrosiers
Brenda Mortinson

Donald Poquette
Phyllis Poquette
Natasha Ratzel
Patrick Ratzel
Virgil Schalis
Brenda Stalbaum



BARNES AREA HISTORICAL ASSOCIATION (BAHA)

THE BARNES MUSEUM

Friday and Saturday 10:00 a.m. to 3:00 p.m.

WE ARE STILL LOOKING FOR VOUNTEERS !!

Please feel free to stop by the museum

**Located on the corner of Hwy N and Lake Road
Check the BAHA website for any upcoming events
(<http://bahamuseum.org/>)**

Follow us on Facebook



**Barnes Area Historical Association, Inc.
51580 State Hwy 27
Barnes, WI 54873**

Barnes Area Historical Association, Inc. (BAHA) was established in 2005 by area citizens who are dedicated to preserving the history of the Barnes Area through education and preservation.

The Barnes area consists of the Town of Barnes and includes the areas of: Brule, Cable, Drummond, Gordon, Hayward, Highland, Iron River and Solon Springs.

The BAHA monthly board meetings are usually held on the third Thursday of the month at 9:00AM in Barnes at the VFW Hall on Lake Road. All BAHA members are encouraged to come to these meetings and participate in the discussions.

Our first and foremost project will be to continue to plan for our history center.

The Annual Meeting is held on the third Thursday in October of each year at the VFW Hall.

We have our 501 (c) (3) number and are a valid non-profit organization.

Any donations made to BAHA are tax deductible.

We invite everyone to join BAHA and participate in our projects. Members do not need to be current or former residents of Barnes.

Single yearly membership - \$15.00;

Family or couple yearly membership - \$25.00

Other membership categories are available upon request

**Please contact our Secretary, Lu Peet
(715) 795-3065 email: lupeet101343@gmail.com**

SPONSORED EVENTS:

- **Winterfest and Big Cash Raffle** - March
- **Pie Social, Craft Fair and Flea Market** - June
- **Ribfest** - August
- **ODHA
Gordon MacQuarrie Pilgrimage Tour** - September

BAHA is the sponsor of the Old Duck Hunters Association Circle (ODHA)

Follow in famous outdoors writer's footsteps through St. Croix headwaters

Annual tour offered of area where Gordon MacQuarrie hunted, fished, and wrote.

www.stcroix360.com

<https://www.stcroix360.com/2022/07/follow-in-famous-outdoors-writers-footsteps-through-st-croix-headwaters-region/>



BAHA MUSEUM GIFT SHOP NOW OPEN !!

NEW GIFT SHOP COORDINATOR: Deb Soar

Are you looking for a special gift for a Birthday, Anniversary, Get Well, Thank You, or other occasion? Be sure to check out the new display of items in the Gift Shop. You'll find a wide array of interesting items for all ages:

- clothing items
- wood crafts
- a range of books by MacQuarrie, Ojibwe authors, and local writers
- Barnes Centennial glassware and other items
- note cards
- walking sticks
- items for the home and outdoors; and much more

There are practical items, decorative items, items linked to the history of Barnes, and some that will be "just plain fun" to own!

Whether it's a gift for YOU...or a gift for OTHERS...you're sure to find the perfect choice! Come and Explore!

The Gift Shop [at 4545 Cty. Hwy. N.] is Open on Fridays & Saturdays from 10:00 a.m. to 3:00 p.m.

Here's a peek at some of what you'll find when you visit!



BARNES AREA HISTORICAL ASSOCIATION NEWS



Greetings!

As the renovation of the Pease One-Room Schoolhouse keeps moving ahead, we continue to search for early schoolhouse items to complete our "replica early 1900s classroom room" within a portion of the building. Artifacts related to all of Barnes' early schoolhouses will be displayed throughout the building, along with historical documents, photographs, collected memories, etc. Our hope is to educate and inspire an understanding of what "life within these schools" was like for students, teachers, and community members.

** If you have any items that might be in need of a "new home", please let me know. They will be warmly welcomed into our schoolhouse and greatly appreciated! I will happily arrange to pick up any items and cover any costs that might be involved. If you have any relevant items that are not on our list, please let me know. I'd be interested in learning more about them!

Updated list of Items being sought for the Pease One-Room School:

- Early US Flag [for wall mount with pole]
- Hand-held slate boards; Erasers & box of chalk
- Organ stool
- Old textbooks – K-8 grade levels [pre-1940]
- Kerosene lamps [wall-mounted style and hanging style]
- Water dispenser [5 gal. pottery with spigot or similar]
- Table model, battery-powered Radio [for "School On the Air" programs]
- Lunch buckets, pails, boxes
- Globe [pre-40s would be interesting - we have one dated to the 70s]
- Cursive writing scroll and other classroom teaching resources
- Small teacher's desk or table
- Two full body mannequins: one adult female [for the schoolhouse teacher; one elementary age child/student]
- Early 1900s garments [dress for the teacher; daily school clothing/wear for a young girl or boy] Written "memories" [Yours, or stories from your parents, your grandparents] of "The One-Room School house Days"...as a student, as a teacher; traveling to school; recess games; rules & responsibilities; favorite subjects, etc.]



Thanks for your help!



Trivia Answer 3: The Christian Bishop St. Nicholas



EVEN WHEN IT'S WINTER WE NEED YOUR HELP WITH ROAD CLEAN UP

Please be sure to pick up anything that blows out of your vehicle or trailer.

We have organizations and clubs in town that have "clean up" events

Check in with them or visit TownOfBarnesWI.gov to offer your time



WE GREATLY APPRECIATE YOUR HELP IN KEEPING OUR TOWN CLEAN + BEAUTIFUL

WHAT'S UP

Friends of the Eau Claire Lakes Area, officially registered as Property Owners Association, Inc. Barnes/Eau Claire Lakes Area, is a voluntary group of year-round and seasonal residents and visitors interested in preserving the beautiful environment in this remarkable corner of northwest Wisconsin. The local water quality is listed in the top 10% of all Wisconsin waters and we have a dedicated group of volunteers who monitor the water quality and educate the population on how to maintain this remarkable asset. We work with local governments, local businesses, and environmental organizations to advance our objectives.

Our organization has developed and funded an award-winning educational program with the Drummond Area School District that takes middle school students to the outdoors for hands-on learning. We sponsor programs and seminars for adults in the community about everything from cooking to successful fishing to maintaining septic systems. We initiated a cooperative program with the Town of Barnes to develop and fund an effective boat landing watercraft inspection program to protect the lakes from invasive species. Our members volunteer to inspect the shorelines for any signs of invasive species and work with the Wisconsin Department of Natural Resources in control efforts.

We always welcome suggestions on how we can improve our organization and better serve the people in our impact area (please contact us at eauclairefriends@gmail.com). We encourage you to officially join our organization.

Kevin Shriver
President

Find us on Facebook and the TownOfBarnesWI.gov website
Proud to Co-Sponsor the MacQuarrie Pilgrimage and Tour August 2022



GENEALOGY

It is so important to have a connection with your family tree. Not only does gathering information make it easier for your children to pick up the process, it will spark something in you that you didn't realize you were looking for.


Start with your immediate family, branch to your grandparents and then just keep reaching further back.

Several websites are out there to help start your project:

Start your Family Tree Today.
Don't wait!

Your loved ones won't always be there to tell the stories and provide the information.

Ancestry.com
Genealogy.com
My Heritage.com
FamilySearch.org



Order your starter kits from: easygenie.org

**TRUST ME
IT'S WORTH IT !**

PRINTING YOUR FAMILY TREE - MORE TO COME - STAY TUNED

DRUMMOND LAKE CAMPGROUND Drummond, WI

**IF YOU NEED HELP WITH RESERVATIONS—
PLEASE GO TO OUR SITE, CALL OR EMAIL US
ANYTIME!**

**DRUMSITEWI@GMAIL.COM / Phone 715-739-6290
DRUMMONDLAKECAMPGROUND.COM**

**JUSTA FRIENDLY REMINDER:
WE DO NOT TAKE ADVANCE RESERVATIONS
FOR THE NEXT YEAR. EVERYONE HAS THAT
OPPORTUNITY THE FIRST BUSINESS DAY AFTER
THE NEW YEAR.**

**THANK YOU TO ALL OF OUR TOWN CREW,
CONTRACTORS AND LOYAL CAMPERS FOR
MAKING THIS HAPPEN.**



*PLACE
YOUR
AD
HERE*



**TO OUR BLESSED VETERANS
NEVER FORGET
YOU HAVE HELP AND SUPPORT**

ANCHOR YOUR BOATS HERE



**J&M Storage
Jeff Johnson**

53060 Hwy 27
Barnes, WI 54873
Phone: 612-803-0775

STORAGE FOR:

Personal Items, Boats, Pontoons, ATV's,
Snowmobiles, Personal Watercraft and
Dry Indoor Storage
PLUS
Winterizing and Cleaning Available



**Justin
Christenson**

General Contractor

**CHRISTENSON
CONSTRUCTION**

NEW HOMES • REMODELING • ROOFING • SIDING • DECKS
FULLY INSURED • LICENSE #1163070

(715) 580-0367 • jchristensonconstruction@gmail.com

www.jchristensonconstruction.com

Happy Birthdays

Michelle Boehm 12/2
PJ Foat 12/4
Gary Friermood 12/4
Ben Boles 12/6
Cindy Boles 12/8
Dan Drinkwine 12/8
Florence Prickett 12/10
Jackie Thorn 12/11
Kathy Rice 12/13
Mark Jerome 12/15
Jeanne Barnes 12/19
Dave Christenson 12/22
Riley 12/24
Sean Sarkauskas 12/20
Jeanette Charon 12/30

**Happy Birthday, Happy Anniversary and
Congratulations to everyone we missed**

**WISH SOMEONE A HAPPY BIRTHDAY,
HAPPY ANNIVERSARY, HAPPY RETIREMENT,
OR JUST A HAPPY DAY!**

SUBMIT TO: barnesnotesandnews@gmail.com

Del Jerome

DBA Jerome Excavating, LLC

Small loads of gravel, topsoil & rock
Stump Removal
Mini Excavator, Skid-steer, Small Dump Truck

715-739-6245 or 715-580-0216

9185 Cty Hwy N

Drummond, WI 54832

Email: deljerome@cheqnet.net



**FREE ESTIMATES
BONDED & INSURED**



Deer Grove Resort

On Upper Eau Claire Lake

Jeff and Maureen Fullington
Owners

3225 Deer Grove Road
Barnes, Wisconsin 54873


715-795-2526

715-235-9741

deergroveresort@charter.net

deergroveresort.com

OBITUARIES: Remembering Loved Ones Lost



EDWIN C. SHAVER “EDDIE”

August 6, 1961 to November 4, 2022

Edwin C. Shaver, 61, a longtime Spooner resident, died Friday, November 4, 2022, in Superior. Edwin was born August 6, 1961, in Barnes, WI to Vern and Merle (Hathaway) Shaver.

Edwin served his country honorably in the United States Army. He was a truck driver for Precision Pipeline for many years.

Edwin loved spending time with family. His spare time was spent at Indianhead Rifle and Pistol Club in Spooner, WI, working on cars, and helping others.

Edwin is survived by his daughter, Amanda Shaver, sons Robert Correll, and Thomas Shaver, all of Superior; grandchildren Sage, Adam, Linda, and Dakota; sisters Kathy Jo (Jeffrey) Cassell and Brenda Shaver-Tipton, brothers Richard (Julia) Shaver, and Vern (Mary) Shaver; and several nieces and nephews, cousins, aunts, and uncles.

He is preceded in death by his parents, sisters Linda Theilman and Carolyn (Rick) Reichmann.

A **Celebration of Life** will begin at 11:00 AM-2:00 PM, Saturday, December 10, 2022, at Ruth House on 632 Grand Avenue in Superior. Lenroot-Maetzold Funeral Home is assisting the family with arrangements. To leave a condolence or sign the guestbook, please visit www.lenroot-maetzold.com

To plant Memorial Trees in memory of **Edwin Shaver**, please contact the Sympathy Store at: www.sympathyfloralstore.com or call [888-297-2053](tel:888-297-2053) for assistance



PAULA FRANK

January 14, 1959 to October 23, 2022

Paul Jane Frank gained her angel wings on October 23, 2022, after valiantly fighting cancer for the past 10 years. She was born on January 14, 1959, to William and Virginia (Jean) Frank in Eau Claire, WI. Paula attended UW-Eau Claire graduating in 1980. She went on to US-River Falls and earned a Masters Degree in Teaching. At this point she started her long teaching career.

Most of her teaching years were dedicated to Catholic education. She taught twenty plus years at Immaculate Conception School, allowing her to impact countless lives. She loved her students just as much as they loved her, some of whom still kept in contact with her.

In 2002 Paula was awarded The Herb Kohl Educational Foundation—Teacher Fellowship Award. She was always a champion of others. This was exemplified in the countless hours she spent volunteering for Habitat for Humanity. In 2012 Paula completed her teaching career. It was at this time that she sought out a much warmer climate and moved to Las Vegas. Paula dearly loved the Lord, her family, and travel. She had a big heart and would do anything for anyone! For this reason, Paula donated her eyes to a blind person so that they may enjoy life as much as she did.

Paula is survived by brothers, William (Michelean), Roger (Linda), Joseph, James (Laurie Janu), and Steven; and sisters, Ann Przybylski, Kathleen (David) Ambers, Jean (Elliot) Schlimme, Judith (Jeff) Wold and Christine (John) Weigel. Paula is further survived by Shari Hostak and Brad (Jen Smith) Hostak.

Paula is preceded in death by her parents, William and Virginia Frank, infant brother, Daniel James, her brothers, Patrick and John and her brother-in-law, Rick Przybylski.

Rest peacefully Paula, until we meet again.

A private family memorial will be held at a later date.



OBITUARIES: Remembering Loved Ones Lost



SUSAN "SUSY" KAY MELIN **April 1, 1967 to November 5, 2022**



Susan "Suzy" Kay Melin, 55, of Chippewa Falls, passed away surrounded by her loved ones on November 5, 2022. She fought hard against the cancer that took her.

Suzy was born April 1, 1967, a special gift to her brothers and sister.

Her mother Rosa Mae Starr and father Jack Donald Melin preceded her in death.

Suzy grew up in the Northwoods and always cherished her memories growing up hunting, fishing and having fun with her brothers Jim and John and sister Lynn. Those times made her charming, beautiful, wild and free.

Suzy loved her daughters and life moved her around as she provided all that she could to make them happy. To do this, Suzy pursued a professional career as a Union painter. Suzy studied hard and got into the trade and made her way to journeyman painter. She became a Union member of Eau Claire Local # 259.

With her skills as a journeyman painter, Suzy was soon employed by UW-Stout as a craftsperson in the maintenance department. There she met many lifelong friends who she dearly loved. She retired August 2022 after 25 years of service.

As her daughters grew into adulthood, Suzy made her time hers again and taught all of us how to have fun.

Her skills on the grill were on point. She was proud of her work in all things, especially food and flowers, her "porkie pineapple" and canned banana peppers were legendary, and part of many celebrations with friends. Suzy loved spending time in her gardens growing various flowers and her peppers. She understood how to grow many things and made them flourish.

Suzy was masterfully independent and self-reliant. She expressed her creative side with fashion and sassy shirts that were an outlet for humorous social dissent. She believed everyone deserved peace, love and a kick in the ass. Always amused by the comedies and vulgarities of life, Suzy was a great friend to laugh with. She was as quick to laugh as she was to listen to your deepest pain with compassion.

Her philosophy was one of diligent work. Throughout life, she stood up with the world on her shoulders because she had to show her daughters how strong they could be.

Suzy left an impression in the lives of those she loved and laughed with, like the grooves of a record. Remember to hit play and party on.

She is survived by daughters Diana Jean Melin, Nichole Leigh Murphy and Amber Ly Murphy; grandchildren: Dominic, Lucca, Carmen and Wesley; sister Lynn (Steve) Risler; brothers Jim (Rose) Melin; John (Julie) Melin; and so, so many nieces and nephews and even more beloved friends.



To send flowers to the family or plant a tree in memory of Susan Kay "Suzy" Melin, please visit our Heartfelt Sympathies Store at: <https://cremation-society-of-wisconsin-inc.tributestore.com> or call 866-834-4420.

**SOMETIMES.....
OUR LOVED ONES HAVE PAWS**

**OUR DEEPEST SYMPATHIES FOR THE
LOSS OF YOUR FURRY FRIEND**



Our sincerest apologies for anyone we may have missed.

Our thoughts and prayers are with you and your families in this time of sorrow.

If you have any information you would like us to share, please send to:

Julie (Frierhood) Sarkauskas at:

barnesnotesandnews@gmail.com



Drummond Area School District

How cool is this!!

Sarah Frint has the distinction of being chosen for the Music Ambassadors of Wisconsin. The group is made up of Junior and Senior band members from all over the state of Wisconsin.

The group will tour Europe the last two weeks of June through the first two weeks of July the summer of 2023. The cost for Sarah and her family is \$9,000.

Sarah is working hard to raise the money for her trip. She is currently selling Kwik Trip car washes. 5 car washes for \$36. Order/pay at Jim's Bait in Barnes. The cards will be ordered by Sarah and sent to the store where they will distribute by customer order.

Plenty of time to get them here by Christmas!



Please see Sarah for more information about this wonderful opportunity for her.

WE COULDN'T BE MORE PROUD OF YOU !!!

THANK YOU STAN AND PHYLLIS FOR 29 GREAT YEARS OF CAFÉ LIFE

Stan & Phyllis Maki purchased the business in 1993 and rightfully, named it Maki's!

For 29 years they shared the work load. Phyllis every day and Stan on weekends and when he wasn't working for the Town or on the road. Eventually Stan would retire and once again be working side by side with Phyllis.

Thanks for the memories !!!



CONGRATULATIONS TO THE NEW OWNERS

Lisa "Rae" DiPlacido
Angie Arsenau



Bringing it Back

THE KOFFEE KUP

NOW OPEN
7:00 a.m. to 3:00 p.m.

Closed Tuesdays

WATCH FOR OUR SPECIALS



DRUMMOND AREA SCHOOL DISTRICT
CONGRATULATIONS LADIES



Coach Breanne Hanson

4 of our outstanding volleyball players were named Second Team All-Conference this year!!!

Kaitlyn Miller: “Kaitlyn led our team with her quiet confidence. She was our steady, consistent, all-around player who we counted on in all positions on the court. She puts in a lot of time in the off season and was trying to encourage others to join her. She was extremely patient with her teammates and always tried to encourage and pick people up when they were struggling. Along with Autumn, Kaitlyn was a team captain and the two of them organized everything for the team. I really enjoy coaching Kaitlyn, every day she shows up with a smile on her face and works hard. Every practice she had a goal of what she wanted to work on and what she was going to accomplish.”



Autumn Shanks: “Autumn really developed into a versatile hitter for us and was our go to person in many of our games. As a coach, I counted on her for a lot of off-the-court organizing and communication. Her and Kaitlyn worked well together as captains and provided a good balance for the team. I have really enjoyed coaching Autumn, she is a fun person to be around. She works hard, but also has the ability to lighten the mood when it’s needed. As a coach, I will always appreciate her for being able to have open and honest conversations with me no matter how tough they were.”

Nora Skoraczewski: “Nora is a heavy-hitter and a strong blocker. She led us in blocks and was second in kill percentage. The team could also count on Nora to give us a spark. She wanted the ball and wanted to win. Coaching Nora is great because she is a sponge. She is constantly trying to improve her game and willing to try things over and over until she is satisfied with the outcome. She never quits and always strives to be the best. I am excited to see what next year brings.”

Kyla Hanson: “Kyla is a playmaker, she anticipates well and has good court awareness. She is a competitor, she wants to win, and never quits. For our team, she was our vocal communicator on the court. Coaching your own child is a experience and comes with its own set of challenges, but is also an extraordinary experience. I tend to put more pressure on her and expect more from her than others and she doesn’t always get the credit she deserves. I appreciate that she understands this and is really starting to embrace it as a challenge to push herself to be a better player and teammate.”

OUR COMMUNITY



DRUMMOND HIGH SCHOOL ICE FISHING TEAM (Represented in the picture by Aaron Piehl)

Veterans' Day celebration at school to honor those who serve and these gentlemen turned that around and donated a huge Eskimo Ice Fishing tent and Ion auger bit to our school ice fishing team. We are so thankful to Rick Gruel and Cable Legion Post 487 for this amazing donation!

Left to Right: Tom Frels, Gary Frierwood, Rick Gruel, Tim DeChant, Aaron Piehl (Teacher/Coach) Sam McDaniel, Dan Hinman, Paul Radloff, Doug Hescher, Louis Holly and Barry Radloff

To all veterans - Thank you for your service!

HE DIDN'T WANT TO SING "WHITE CHRISTMAS" FOR THE TROOPS – but not for the reason you might think

Entertainer Bing Crosby spent 25 weeks touring with the USO, entertaining servicemen in Britain, Belgium, and France during WWII. His rendition of the popular song, "White Christmas" was constantly requested by troops during Bing's USO appearances overseas, which gave the singer some mixed feelings. "I hesitated about doing it because invariably it caused such a nostalgic yearning among the men, that it made them sad," Crosby said in an interview. "Heaven knows, I didn't come that far to make them sad. For this reason, several times I tried to cut it out of the show, but these guys just hollered for it." Clearly, they identified with the wistful lyrics about holidays at home. (****Note about the composer: This song was written by Irving Berlin, who also wrote "God Bless America" and many more classic songs. Berlin's three-week-old son had died on Christmas day in 1928, so every year on December 25, he and his wife visited their baby's grave. He may have written the lyrics of this wistful song in response to missing his child during the holidays.)

Irving Berlin's "White Christmas" 1954

Bing Crosby "Bob Wallace"

Danny Kay "Phil Davis"

Rosemary Clooney "Betty Hanes"

Vera Allen "Judy Hanes"





Wilderness Inn Come stay with us!!!

Nadia and Elliott Hough

Family owned & operated
for over 40 years

DECEMBER EVENTS

CHECK US OUT ON
FACEBOOK



Wilderness Inn
8 Units Available
Wine - Dine - Recline

- ATM - Credit Cards - WIFI Available -

Restaurant Hours:

Open 7 Days a Week at 7:00 a.m.

www.barnestradingpost.com



Find Barnes Trading Post on Facebook
4170 Cty. Hwy. N, Barnes, WI 54873
Phone: 715-795-2320



THE WINDSOR

50750 Outlet Bay Rd
Barnes, WI
715-795-2315



THURSDAY BANGO

Tuesday - Saturday
4:00 p.m. - 10:00 p.m.

Join us for Sunday Omelet Bar 9 - 12

ROBINSON LAKE RESORT & BAR

Owners: Greg & Kim Dalbec

51825 Fahrner Rd
Barnes, WI 54873

Phone: 715-795-3444
Kim Cell: 612-709-9430

email: Robinsonlakeresort@gmail.com

Hours:


Friday - 3:00 to Close
Saturday 12:00 to Close
Sunday 12:00 to 5:00 p.m.

Ask us about our weekly specials

Call us for Cabin availability



Accessible by
Boat / Car / ATV




REMINDER:

Please have your ads, articles or stories to the paper by the 20th of each month to ensure placement in the next month's issue.

We will try to accommodate items received after the 20th. (please note that we do have certain items that cannot be received until just before issuance and spots are reserved for these monthly entries.)

Email any items you may have to: Julie (Frierhood) Sarkauskas at barnesnotesandnews@gmail.com or call: 715-795-2775



DECK THE HALLS WITH BOUGHS OF HOLLY
FA LA LA LA LA LA LA LA LA

Cold weather reminder.

Do NOT plug space heaters into power strips or extension cords.

Plug space heaters directly into the wall outlet. Powers strips are not designed to handle the high current flow required by a space heater and can overheat causing a fire.



Please consider donating your items to:

- Local folks that may need a hand
- Salvation Army
- Humane Society Stores
- Local Thrift Stores





THE PET PAGE

MAKE SURE YOU HAVE YOUR PET'S MEDS AND SHOTS UP TO DATE !!

This year is no different than any other so please be sure your pet's shots are up to date, including Lymes, make sure their license is current and that the rabies tag is on their collar. Check the Town of Barnes leash and public area laws to keep your dog safe. If you're just moving to the area, your dog must be on a leash when walking or in public, and, you must have a local License tag. Visitors, please keep your tags up to date and your pet on a leash. You can get the license applications at the Town of Barnes office. Reminder: Kitties need their rabies, distemper, lymes shots and frontline/collars too! (even if they're inside kitties.) SERESTO IS A FANTASTIC PRODUCT FOR CATS AND DOGS .

LOCAL VET INFORMATION: KEEP YOUR VET'S NUMBER HANDY AT ALL TIMES.

NORTHSTAR VETERINARY CLINIC/HOSPITAL

Dr. Sammi Pumala # 715-739-6823
52545 Old 63N, Drummond

SEELEY VETERINARY CLINIC

Dr. John Mundel # 715-634-5996
12942W County Rd OO, Hayward (Seeley)

NORTHLAND VETERINARY SERVICES

Dr. Monica Brilla # 715-372-5590
8560 Topper Rd, Iron River

HAYWARD ANIMAL HOSPITAL

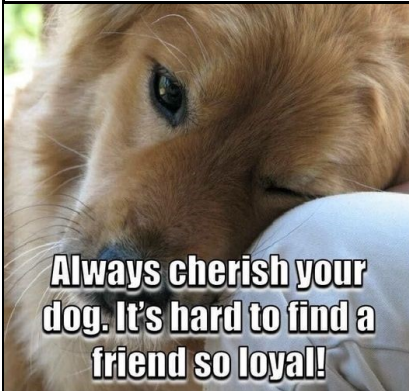
715-634-8971
15226W Cty Rd B, Hayward

NEVER FORGET OUR VETERAN CANINES AND THEIR SACRIFICES



PLEASE remember to walk with your dog on the ditch side of you. Walk against traffic and allow room for the passing cars. It's for their safety

SOON THE ROADS WILL BE FULL OF ICE AND SNOW. PLEASE BE CAREFUL OF YOUR PETS WHEN WALKING THEM, THEIR PAWS CAN GET ICE BURNS AND FROST BITTEN



Always cherish your dog. It's hard to find a friend so loyal!

WINTER TIPS FOR TAKING CARE OF OUR BABIES

Some of you may have cats that go out too

- Limit the time your pet spends outside
- Keep them indoors as much as possible
- Bundle them up
- Consider your pets age
- Protect your pets paws from cold and ice
- Invest in a heated beds
- Trim foot fuzz so snow and ice don't get bunched
- Clean your pets feet



MAKE SURE THE ICE MELT YOU'RE USING IS SAFE FOR PETS !!!!!



PAY ATTENTION TO YOUR PETS—KEEP THEM SAFE



If it's too cold for you to stand at the door without your coat, it's probably too cold for your dog too, so pay attention to her behavior while she's outdoors.

If you notice your dog whining, shivering or appearing anxious, or she stops playing and seems to be looking for places to burrow, then it's time to bring her in.

Once temperatures drop **under 20° F**, all owners need to be aware that their dogs could potentially develop cold-associated health problems like hypothermia and frostbite. The best way to monitor dogs when it's cold is to keep a close eye on their behavior.

THANK YOU TO EVERYONE FOR YOUR SUPPORT OF OUR VETERANS (AND THEIR CANINE PARTNERS) TO HONOR THEIR SACRIFICES AND SERVICE.



Our babies love us without condition. They help us without effort. They heal our hearts and spirits and **NEVER** ask for anything in return, except love.....
SO GIVE LOVE BACK TO THEM



GOD BLESS OUR CANINE VETS



OUR COMMUNITY

GORDON - BARNES GARDEN CLUB

Our November meeting was as usual, a “greens” meeting. After finishing the business of the club, about a dozen members got busy decorating porch pots for the winter holidays. Members gathered evergreen boughs and brought them to the town hall along with all sorts of decorations. One member did a wreath instead of a pot and decorated it with greens, berries and a child’s pair of double runner ice skates. This was a time to share ideas and expertise.

We’re looking forward to our December meeting at Hidden Greens Golf Course. It will be a luncheon, and we will learn how the vote went to decide our holiday gift recipients.

Each year the club give \$ 100 to a local group. It will be a good time and a generous one.

Follow us on Facebook: [gordonbarnesgardenclub@facebook.com](https://www.facebook.com/gordonbarnesgardenclub)

For more information please contact: Bonnie Dealing at: bonniedealing@gmail.com



PET PAGE EXTRA

ESSENTIAL OILS FOR YOUR DOGS & CATS

Developed with Janet Roark, DVM

When used correctly, Essential Oils can be beneficial for our pets and without negative side effects or unnatural additives

In general, it’s best to start with a more diluted Essential Oil when introducing them topically to your pet. You can always increase the concentration if the desired effect is not reached, but it is difficult to remove and essential oil once it has already been absorbed. As always, each animal is unique and your pet may be more sensitive than others. Observe their behavior and they will tell you.

Here are some general guidelines to help you when starting out using essential oils topically with your pet...**always** observe your pets when diffusing or using the oils.



Copper & Sarge Sarkauskas

CARRIER OIL (i.e. Coconut or Olive oil)	ESSENTIAL OIL	AROMATIC
Puppies under 8 Weeks and cats 250 Drops	2 Drops	<ul style="list-style-type: none"> • Diffusion (allow your pet to roam around freely, or keep the door open) • Spray into the air (usually diluted) • Direct inhalation: Put a drop of oil on your hands and allow the animal to inhale • On a cloth, cotton ball, or tissue near the animal, or on bedding • Hot Water/Steam: 1—2 Drops of oil in hot water • Humidifier: be sure to use one that is safe to apply essential oils into • Fan/air filter: place a drop of oil on a cotton ball and insert into a fan near the animal or directly on the air filter in your home
Doges under 20 LBS & elderly Dogs 85-100 Drops	1 Drop	
Dogs over 20 LBS 50 Drops	1 Drop	
Hot Oils 100 Drops	1 Drop	
INTERNAL		TOPICAL
<p>Oils that indicate they are for internal use on the label may be given internally. It is generally not recommended that you give more than 1—2 drops internally at any one time.</p> <ul style="list-style-type: none"> • 1-2 drops in a capsule with a carrier oil • Mixed with food (wet food works best) • Place a drop on your finger and wait until mostly dry, rub the residue on the pets’ gums • 1 drop essential oil per 2 cups of drinking water (not recommended for cats) • In a natural toothpaste (not containing Xylitol) using drop essential oil, 2 tablespoons of baking soda and enough water to make a paste. Only use a dab of this to brush teeth to maintain oral hygiene. 		<ul style="list-style-type: none"> • Dilute with a carrier oil before applying topically. Never apply in or near genitals, nose, eyes or face as it can be too overwhelming for their senses • Direct Application: place a drop of oil on your hands and rub them together, then pet along the spine of the animal or even pet the hair backwards • Massage: circular motions or massage techniques after applying an oil to your hands • Reflexology points: between the paw pads on the back paws • Apply to the tips of ears (no for long eared dogs) • Apply directly to the area of interest • Mix a drop in their shampoo to apply during a bath • Apply 1 drop of essential oil in 2 cups of ice water for a cold compress or hot water for a hot compress, soak a natural cloth in the water, wring out then apply to the area of interest
		<p>STOP if you notice any reactions. <u>Avoid the following if your pets is epileptic or has seizures: Basil, Camphor, Eucalyptus, Fennel, Rosemary, Sage, Wintergreen and the blends that contain any of these oils.</u></p>

DECEMBER REMINISCING

Today it is "Christmas day" (Christ's mass), but for the first 300 years of Christianity, it wasn't so. When was Christmas first celebrated? In an old list of Roman Bishops, compiled in A. D. 354 these words appear for A.D. 336: "25 Dec.: natus Christus in Betleem Judeae."



December 25th, Christ born in Bethlehem, Judea. This day, December 25, 336, is the first recorded celebration of Christmas. For the first three hundred years of the church's existence, birthdays were not given much emphasis--not even the birth of Christ.

The day on which a saint died was considered more significant than his or her birth, as it ushered him or her into the kingdom of heaven. Christ's baptism received more attention than his birthday in the January 6th feast of Epiphany.

Was Jesus Born on December 25th?

No one knows for sure on what day Christ was born. Dionysus Exiguus, a sixth-century monk, who was the first to date all of history from December 25th, the year of our Lord 1. Other traditions gave dates as early as mid-November or as late as March. How did Christmas come to be celebrated on December 25th? Cultures around the Mediterranean and across Europe observed feasts on or around December 25th, marking the winter solstice. The Jews had a festival of lights. Germans had a yule festival. Celtic legends connected the solstice with Balder, the Scandinavian sun god who was struck down by a mistletoe arrow. At the pagan festival of Saturnalia, Romans feasted and gave gifts to the poor. Drinking was closely connected with these pagan feasts. At some point, a Christian bishop may have adopted the day to keep his people from indulging in the old pagan festival.

Historian William J. Tighe offers a different view, however. When a consensus arose in the church to celebrate Christ's conception on March 25th, it was reasonable to celebrate his birth nine months later.

Origin of Christmas Traditions

Many of the pagan customs became associated with Christmas. Christian stories replaced the heathen tales, but the practices hung on. Candles continued to be lit. Kissing under the mistletoe remained common in Scandinavian countries. But over the years, gift exchanges became connected with the name of St. Nicholas, a real but legendary figure of 4th century Lycia (a province of Asia). A charitable man, he threw gifts into homes.

Around the thirteenth century, Christians added one of the most pleasant touches of all to Christmas celebration when they began to sing Christmas carols.

No one is sure just when the Christmas tree came into the picture. It originated in Germany. The 8th century English missionary, St. Boniface, Apostle to Germany, is supposed to have held up the evergreen as a symbol of the everlasting Christ. By the end of the sixteenth century, Christmas trees were common in Germany. Some say Luther cut the first, took it home, and decked it with candles to represent the stars. When the German court came to England, the Christmas tree came with them.

Puritans forbade Christmas, considering it too pagan. Governor Bradford actually threatened New Englanders with work, jail or fines if they were caught observing Christmas.

In 1843, in Victorian England, Charles Dickens published his novelette "A Christmas Carol." It became one of the most popular short works of fiction ever penned. Although the book is more a work of sentiment than of Christianity, it captures something of the Christmas spirit.




The tightfisted grump, **Ebenezer** Scrooge, who exclaimed "humbug!" at the mention of Christmas, is contrasted with generous merry-makers such as his nephew, Fred and with the struggling poor, symbolized by Bob Cratchit and Tiny Tim. The book's appeal to good works and charitable contributions virtually defines Christmas in English-speaking lands.

Whatever the ins and outs of Christmas, we are still unwrapping the gift of God's Son - and what an incentive to generosity and joy that gift is!

GOD BLESS us, everyone



DECEMBER REMINISCING



THE HISTORY OF RUDOLF THE RED-NOSED REINDEER

I had no idea about the origin story of Rudolph the Red-Nose Reindeer! If you aren't familiar with it either, read below:

As the holiday season of 1938 came to Chicago, Bob May wasn't feeling much comfort or joy. A 34-year-old ad writer for Montgomery Ward, May was exhausted and nearly broke. His wife, Evelyn, was bedridden, on the losing end of a two-year battle with cancer. This left Bob to look after their four-year old-daughter, Barbara.

One night, Barbara asked her father, "Why isn't my mommy like everybody else's mommy?" As he struggled to answer his daughter's question, Bob remembered the pain of his own childhood. A small, sickly boy, he was constantly picked on and called names. But he wanted to give his daughter hope, and show her that being different was nothing to be ashamed of. More than that, he wanted her to know that he loved her and would always take care of her.

So he began to spin a tale about a reindeer with a bright red nose who found a special place on Santa's team. Barbara loved the story so much that she made her father tell it every night before bedtime.

As he did, it grew more elaborate. Because he couldn't afford to buy his daughter a gift for Christmas, Bob decided to turn the story into a homemade picture book.

In early December, Bob's wife died. Though he was heartbroken, he kept working on the book for his daughter. A few days before Christmas, he reluctantly attended a company party at Montgomery Ward. His co-workers encouraged him to share the story he'd written. After he read it, there was a standing ovation. Everyone wanted copies of their own. Montgomery Ward bought the rights to the book from their debt-ridden employee. Over the next six years, at Christmas, they gave away six million copies of Rudolph the Red Nosed Reindeer to shoppers. Every major publishing house in the country was making offers to obtain the book. In an incredible display of good will, the head of the department store returned all rights to Bob May. Four years later, Rudolph had made him into a millionaire.

Now remarried with a growing family, May felt blessed by his good fortune. But there was more to come. His brother-in-law, a successful songwriter named Johnny Marks, set the uplifting story to music. The song was pitched to artists from Bing Crosby on down. They all passed. Finally, Marks approached Gene Autry. The cowboy star had scored a holiday hit with "Here Comes Santa Claus" a few years before. Like the others, Autry wasn't impressed with the song about the misfit reindeer. Marks begged him to give it a second listen. Autry played it for his wife, Ina. She was so touched by the line "They wouldn't let poor Rudolph play in any reindeer games" that she insisted her husband record the tune.

Within a few years, it had become the second best-selling Christmas song ever, right behind "White Christmas." Since then, Rudolph has come to life in TV specials, cartoons, movies, toys, games, coloring books, greeting cards and even a Ringling Bros. circus act. The little red-nosed reindeer dreamed up by Bob May and immortalized in song by Johnny Marks has come to symbolize Christmas as much as Santa Claus, evergreen trees and presents. As the last line of the song says, "He'll go down in history."


You know Dasher and Dancer and Prancer and Vixon
Comet and Cupid and Donner and Blitzen
But do you recall
the most famous Reindeer of all

Rudolf the Red-Nosed Reindeer
Had a very shiny nose
And if you ever saw it
You would even say it glows

All of the other reindeer
Used to laugh and call him names
They never let poor Rudolf
Join in any reindeer games

Then one foggy Christmas Eve
Santa came to say
"Rudolph, with your nose so bright
Won't you guide my sleigh tonight?"

Then how the reindeer loved him
As they shouted out with glee
Rudolph the Red-Nosed Reindeer
You'll go down in history"



THE WXIT ROCK 100 OF 1972

TITLE	ARTIST	
1. BRANDY.....	LOOKING GLASS	JUL
2. LEAN ON ME.....	BILL WITHERS	JUN
3. GO ALL THE WAY.....	THE RASPBERRIES	SEP
4. AMERICAN PIE.....	DON McLEAN	JAN
5. NICE TO BE WITH YOU.....	GALLERY	MAY
6. ROCKIN' ROBIN.....	MICHAEL JACKSON	APR
7. DOWN BY THE LAZY RIVER.....	THE OSMONDS	FEB
8. A HORSE WITH NO NAME.....	AMERICA	MAR
9. PUPPY LOVE.....	DONNY OSMOND	MAR
10. I'LL TAKE YOU THERE.....	THE STAPLE SINGERS	MAY
11. SONG SUN BLUE.....	NEIL DIAMOND	MAY
12. SCORPIO.....	DENNIS COFFEY & DETROIT GUITAR BAND	JAN
13. I'LL BE AROUND.....	THE SPINNERS	NOV
14. LET'S STAY TOGETHER.....	AL GREEN	FEB
15. BLACK & WHITE.....	THREE DOG NIGHT	AUG
16. IF YOU DON'T KNOW ME BY NOW.....	HAROLD MELVIN	NOV
17. MY DING-A-LING.....	CHUCK BERRY	OCT
18. CROCODLIE ROCK.....	ELTON JOHN	DEC
19. SATURDAY IN THE PARK.....	CHICAGO	SEP
20. SUNSHINE.....	JONATHAN EDWARDS	JAN
21. PRECIOUS AND FEW.....	CLIMAX	FEB
22. LONG COOL WOMAN IN A BLACK DRESS.....	THE HOLLIES	AUG
23. BURNING LOVE.....	ELVIS PRESLEY	OCT
24. NIGHTS IN WHITE SATIN.....	THE MOODY BLUES	OCT
25. THE FAMILY OF MAN.....	THREE DOG NIGHT	APR
26. HEART OF GOLD.....	NEIL YOUNG	MAR
27. I GOTCHA.....	JOE TEX	MAR
28. BACK STABBERS.....	THE O'JAYS	SEP
29. YOU ARE EVERYTHING.....	THE STYLISTICS	JAN
30. CLEAN UP WOMAN.....	BETTY WRIGHT	FEB
31. TOO LATE TO TURN BACK.....	THE CORNELIUS BROTHERS	JUN
32. OH, GIRL.....	THE CHI-LITES	MAY
33. IF LOVING YOU IS WRONG.....	LUTHER INGRAM	JUL
34. DADDY, DON'T WALK SO FAST.....	WAYNE NEWTON	JUL
35. BEN.....	MICHAEL JACKSON	OCT
36. I'D LOVE YOU TO WANT ME.....	LOBO	NOV
37. DAY AFTER DAY.....	BADFINGER	JAN
38. COCONUT.....	NILSSON	AUG
39. HOLD HER TIGHT.....	THE OSMONDS	AUG
40. NEVER BEEN TO SPAIN.....	THREE DOG NIGHT	FEB
41. I CAN SEE CLEARLY NOW.....	JOHNNY NASH	NOV
42. HOW DO YOU DO.....	MOUTH & McNEAL	JUL
43. EVERYBODY PLAYS THE POOL.....	THE MAIN INGREDIENT	SEP
44. BEAUTIFUL SUNDAY.....	DANIEL BOONE	AUG
45. LAYLA.....	DEREK & THE DOMINOES	JUL
46. OUTA SPACE.....	BILLY PRESTON	JUN
47. TROGLODYTE.....	THE JIMMY CASTOR BUNCH	JUL
48. IN THE RAIN.....	THE DRAMATICS	APR
49. I'VE BEEN LONELY FOR SO LONG.....	FREDERICK KNIGHT	JUN
50. THE LION SLEEPS TONIGHT.....	ROBERT JOHN	MAR
51. I SAW THE LIGHT.....	TODD RUNGREN	MAY
52. EVERYTHING I OWN.....	BREAD	MAR
53. SCHOOL'S OUT.....	ALICE COOPER	AUG
54. LISTEN TO THE MUSIC.....	THE DOOBIE BROTHERS	OCT
55. JOY.....	APOLLO 100	FEB
56. IF I COULD REACH YOU.....	THE FIFTH DIMENSION	OCT
57. BABY, DON'T GET HOOKED ON ME.....	MAC DAVIS	AUG
58. HOT ROD LINCOLN.....	COMMANDER CODY	MAY
59. TOO YOUNG.....	DONNY OSMOND	JUN
60. SYLVIA'S MOTHER.....	DR. HOOK & THE MEDICINE SHOW	MAY
61. ALONG AGAIN NATURALLY.....	GILBERT O'SULLIVAN	AUG
62. I AM WOMAN.....	HELEN REDDY	NOV
63. WITHOUT YOU.....	NILSSON	FEB
64. CANDY MAN.....	SAMMY DAVIS JR.	JUN
65. TAKE IT EASY.....	THE EAGLES	JUL
66. WHERE IS THE LOVE.....	FLACK & HATHAWAY	AUG
67. BETCHA BY GOLLY, WOW.....	THE STYLISTICS	APR
68. ROCK & ROLL.....	GARY GLITTER	SEP
69. TUMBLING DICE.....	THE ROLLING STONES	JUN
70. WITCHY WOMAN.....	EAGLES	NOV
71. I WANNA BE WHERE YOU ARE.....	MICHAEL JACKSON	JUN
72. USE ME.....	BILL WITHERS	OCT
73. PAPA WAS A ROLLIN' STONE.....	THE TEMPTATIONS	NOV
74. FIRST TIME EVER I SAW YOUR FACE.....	ROBERTA FLACK	MAY
75. SUAVECITO.....	MALO	APR
76. CONVENTION '72.....	THE DELEGATES	NOV
77. VINCENT.....	DON McLEAN	APR
78. HEY, BIG BROTHER.....	RARE EARTH	JAN
79. THE WAY OF LOVE.....	CHER	MAR
80. DIARY.....	BREAD	JUN
81. HEY, GIRL.....	DONNY OSMOND	JAN

REMINISCING

MORE MEMORIES TO COME

The Barnes Trading Post

Barnes VFW Post 8329

Pease Resort

The Cabin Store

The Enchanted Inn

Hilltop Bar and Grill (Fresh Air Post office)

Boulder Lodge

AREA SUGAR BUSH's

Tracks (Doorn's; Sages; Grilley's)

Robinson Lake Bar (Fahrner's Resort)

Sand Point Supper Club

BAHA Museum (Red White and Blue; Goetz's; Millers)

Barnes Town Hall

Sunset Resort

Ellison's Resort & Sylvia's Tavern

Tiffany's Salon (Debbie's Hair Design)

Jim Johnson Construction

**Christenson Construction
(5 Generations)**

Georgia's (Skoglunds)

Lyndale Bay Resort

Tall Pines Bar and Grocery

Traut's Resort

Frontier Supper Club

Cheesie's Lakeview Resort





CHRISTMAS SONGS WE KNOW AND LOVE ...

White Christmas Jingle Bells Santa Claus is Comin' to Town
Away in a Manger Rudolph the Red-Nosed Reindeer
Joy to the World Silent Night Here we come a Caroling
Have a Holly Jolly Christmas Silver and Gold Silver Bells
We wish you a Merry Christmas Santa Baby
I'll be Home for Christmas Winter Wonderland Frosty the Snowman
It Came Upon a Midnight Clear
The Chipmunk Song You're a mean one, Mr. Grinch
Have yourself a Merry little Christmas
Jingle Bell Rock Rockin' around the Christmas Tree Deck the Halls
The Christmas Song (Chestnuts Roasting on an open fire)
Oh Christmas Tree Mele Kelikimaka Christmas time is here
Let it Snow! Let it Snow! Let it Snow! Feliz Navidad
It's the Most Wonderful time of the Year
Do you hear what I hear? All I want for Christmas is my two front teeth
I saw Mommy kissing Santa Claus Ava Maria
Up on the Housetop Hark the Herald Angels Sing Pretty Paper
12 Days of Christmas O' Holy Night Happy Holidays
Ding Dong Merrily on High O' Come all ye Faithful Christmas Time is Here
It's beginning to look a lot like Christmas We Three Kings of Orient Are

ADD MORE !!

_____	_____
_____	_____
_____	_____
_____	_____
_____	_____
_____	_____

GEORGIA'S

"HAPPINESS IS HOMEMADE"

Come in and enjoy

Tuesday & Wednesday open at 3PM
Monday, Thurs, Friday & Saturday open at 11AM
Closed on Sunday

Ellison Lake Rd, Barnes, WI
Phone: 715-795-2121

NEW MENU



BARNES BOOK CLUB

No December Book
Stay Tuned

We meet the 4th Monday of each month at 1:30 p.m.
at the Barnes Town Hall.

Anyone is welcome to join our sharing
session, all you have to do is show up.

Books are available at the Hayward Community Library,
just ask at the desk for the Barnes Book Club selection.



3893 County Hwy N
Barnes, WI 54873
715-795-2155
Tiffanyssalon@hotmail.com
Full Hair Salon / Redkin Products

Monday - 9:00 AM - 5:00 PM
Tuesday - 9:00 AM - 5:00 PM
Wednesday - 9:00 AM - 5:00 PM
Thursday - 9:00 AM - 5:00 PM
Friday - 9:00 AM - 5:00 PM
Saturday - CLOSED
Sunday - CLOSED

WHY?

BECAUSE I TOLD
MY KIDS THERE'S
NOTHING IN THE
DARK
TO BE AFRIAD OF

I'M MAKING SURE
IT STAYS THAT WAY



BARNESTORMERS

Barnes WI Snowmobile Club
We would love to have you!!!!
Check us out on Facebook



Barnestormers Meat Raffle,
December 10th. 1:00 pm at the
Cabin Store. Put it on the
calendar, lots of fun and nice
prizes. Hope to see you there.



LAKE COUNTRY ATV CLUB

3025 East Shore Road
Barnes, WI 54873



Dues:

Commercial \$ 25
Family \$15
Single \$ 10

Paul Solberg, President
Vice President: Jeff Johnson
Treasurer: Bill Webb
Secretary: Kelly Webb

**IT'S TIME TO TAKE
AN INTEREST IN OUR
TOWN !**

GET INVOLVED
JOIN A CLUB
HELP MONITOR OR
CLEAN UP THE BOAT
LANDINGS

WRITE TO THE TOWN
OFFICE WITH YOUR
CONCERN\$ OR SEND
THEM TO ME.

WE NEED YOUR HELP
WE CAN'T DO IT
ALONE
WE NEED YOU TO
CARE

OUR COMMUNITY

NIGHTLY SPECIALS

5PM-10PM

Monday	AYCE Hand-Breaded Shrimp \$14.99
Tuesday	1/4# Burger Baskets \$6.99
Wednesday	Steak Sandwich \$14.99
Thursday	Taco Thursday \$3.00
Friday	AYCE Fish Fry \$14.99
Saturday	Ribs! Half Rack \$13.99 Full Rack \$16.99



TRACKS INN

BREAKFAST BUFFET

**Saturdays & Sundays
through the end of the year**

**9:00 a.m.
to
11:00 a.m.**



November 26 - December 3



Shop at any Chamber Member Business starting on

SMALL BUSINESS SATURDAY

NOVEMBER 26, THROUGH CHRISTMAS IN CABLE SATURDAY, DECEMBER 3RD

Save your receipts and bring them to the Chamber by 3pm on Saturday, December 3rd to be entered to win a Northwoods Giftbox valued at \$130, filled with fun items from local businesses!

**ONE ENTRY PER
\$25 SPENT**

**Drawing will be held on
SATURDAY, DEC. 3RD**

3:30 PM in the Chamber Office

Need not be present to win.

Any person with \$100 or more in receipts, will receive a "drink chip" from the Chamber, worth \$5

The first 40 people to visit the Chamber that week, get a Small Business Saturday Shopping Bag!

DRUMMOND DIRT & SNO-JACKS

23RD ANNUAL

BARSTOOL RACES

PRESIDENT'S DAY WEEKEND

DRUMMOND, WI

Music - Food - Beer - Heated Tents

SATURDAY, FEBRUARY 18TH

LIMITED TO 64 RACERS- REGISTER EARLY

FOOD & CHECK-IN STARTS AT 11:00

RACES START AT 12:00

IT'S A DARTY (DAY PARTY)!

\$30 REGISTRATION ENTRY FEE

TWO 50/50 RAFFLES, FIRST & SECOND HALF

100% CASH PAYBACK OF REGISTRATION FEES FOR WINNER IN EACH CLASS

ENTRY FORMS AND MORE INFORMATION AVAILABLE AT WWW.DIRTANDSNO-JACKS.COM

FOLLOW US ON FACEBOOK!

RAFFLE TICKETS ON SALE NOW!

DRAWING HELD AFTER RACE ONLY 175 TICKETS SOLD

\$7500 IN PRIZE MONEY!

SEE A CLUB MEMBER OR VISIT US AT WWW.DIRTANDSNO-JACKS.COM

PROCEEDS SUPPORT LOCAL TRAILS & BAYFIELD COUNTY SNOWMOBILE ALLIANCE



@BUSCHBEER



Pat & Kara Foat - Owners
Jct. County Y & Lake Road
Barnes, WI 54873
715-795-2561

P.J.'S



TRAIL PASSES
AVAILABLE

CABIN STORE

WELCOME
HUNTERS

We are now an
authorized licensed
"Recreational Vehicle
Registration Center"

HUNTING & FISHING LICENSES
INFORMATION STOP * ICE * MOVIE RENTALS
WISCONSIN LOTTERY * GROCERIES
FULL LIQUOR BAR * FOOD AVAILABLE
SMOKING PAVILLION

Barnestormers Meat
Raffle, December 10th
1:00 pm at the Cabin
Store. Put it on the
calendar, lots of fun and
nice prizes.
Hope to see you there

Gas, Oil, and On & Off Road Fuel Available

WINTER HOURS

Store Hours:
Sun-Thurs 7am to 6pm
Friday-Sat 7am to 7pm

Bar & Kitchen Hours:
Monday & Tuesday
Bar: 10am to close
Kitchen: 11am-5pm

Wednesday:
Bar: 12pm to close
Kitchen: Closed

Thursday:
Bar: 10am to close
Kitchen: 11am-6pm

Friday-Saturday-Sunday:
Bar: 10am to close
Kitchen: 11am-9pm

ALSO AT THE CABIN STORE

On-Off sales of beer and liquor. A wide variety of grocery products including
canned goods, dry goods, frozen items, candy; a good variety of ice cream,
snacks, cheeses and other dairy products. First aid supplies and home remedies.



Try our new Coffee Bar: get a Coffee to go or hot chocolate or Cappuccino.

Bait Store with assortment of bait, Including minnows,
leeches, worms, crawlers and waxies—nice assortment
of tackle.

*A bad day of hunting
is still better than a
good day at work.*

HAPPY HUNTING

BUYING OR SELLING?



Elliott Hough

Cell: 715-979-1267

Office: 715-634-6237



Area North Realty



FOLLOW ME ON **facebook**

Your Trusted Barnes And Surrounding Area Realtor

TOWN OF BARNES TRANSFER SITE & RECYCLING CENTER
2018 HOURS OF OPERATION EFFECTIVE: APRIL 1 THROUGH NOVEMBER 1
Starting October 1st Open Wednesday and Sunday 8:00 a.m. to 2:00 p.m.

Disposable Fees: 13 GAL Bags: \$ 3.00 / 33 GAL Bags: \$4.00 / 55 GAL Bags \$ 5.00
 NO HAZARDOUS DISPOSALS/ITEMS

Call the site at 715-795-2244 before bringing in large items.

SORRY—WE CANNOT ACCEPT TRASH OR RECYCLING FROM BUSINESSES

EMPTY REFRIGERATORS, FREEZERS, WINDOW AIR CONDITIONERS (FULL SIZE) \$ 20.00
 EMPTY REFRIGERATORS, FREEZERS (SMALL) \$15.00
 PROPANE TANKS: MUST BE EMPTY / NO CHARGE
 STUFFED CHAIRS; \$10
 COUCHES/LOVESEAT/RECLINER/TABLES; \$ 30.00 EACH
 MATTRESS/BOX SPRING-ANY SIZE \$20.00 EACH
 HIDE-A-BED/SLEEP SOFA: \$25.00 W/O MATTRESS / \$ 45.00 WITH MATTRESS
 TIRES: CAR/LIGHT TRUCK 5.00 EACH
 LARGE TIRES;TRUCK/TRACTOR -- \$\$ DETERMINED BY ATTENDANT
 TELEVISIONS AND COMPUTER EQUIPMENT NOW CHARGED BY WEIGHT, NOT SIZE
 MISC. FURNITURE; \$5.00 / MISC ITEMS NOT LISTED DETERMINED BY ATTENDANT
 PLASTIC LAWN CHAIRS: SMALL \$ 2 EA / LARGE \$ 3 EA / TABLES \$4 EACH
 CARPETING, PADDING, RUGS, DEPENDING ON SIZE; \$10.00 AND UP
 DEHUMIDIFIERS / COMPLRESSORS \$ 15 EACH
 FLOURESCENT BULBS 8 FOOT; \$5.00 EACH
 FLOURESCENT BULBS 4 FOOT; \$2.00 EACH
 FLOURESCENT BULBS LESS THAN 4 FOOT; \$1.00 EACH
 CFL BULBS (IN DESIGNATED BOX); \$1.00 EACH
 BATTERIES; FREE
 ELECTRICAL APPLIANCES: (STOVE, WASHER, DRYER, MICROWAVE, WATER HEATER) FREE
 METAL, GRASS CLIPPINGS, PINE NEEDELS, BRUSH AND CLEAN WOOD: FREE

**BRUSH AREA OPEN
 ACROSS CTY HYW N FROM THE
 TRANSFER STATION**
 Please, only "natural" brush,
 branches, trees, and stumps

**PLEASE BE SURE TO
 CHECK THE FIRE
 DANGER BEFORE
 BURNING ANYTHING.
 THANK YOU !!**

RECYCLING MYTHS AND FACTS:

The most common items to be recycled are: Mail, paper, glass bottles & jars, aluminum, steel & tin cans, plastic bottles, jugs and tubs.

Myth: Any plastic can be recycled

Fact: Only plastic bottles, jars, jugs, tubs with a # 1,2,5 are recyclable. Plastic buckets / pails and lids are not

Myth: Plastic bags, electronics, medical waste, Styrofoam, plastic totes, lawn chairs, empty oil containers, Amazon/USPS shipping bags, pots and pans can be recycled.

Fact: NONE of these are to go into the recycle bins

Myth: Any item placed in the recycle bin will be recycled

Fact: This is "wish-cycling". Too much contamination will cause the bin to be emptied in the landfill and fines will be levied to the transfer station.

Myth: It is ok to place small amounts of food waste (garbage) in recycle bins

Fact: ALL ITEMS MUST BE CLEAN Nothing with food waste, grease, etc. is recyclable

Myth: Plates, bowls, cups, saucers, glassware are cyclable

Fact: They are not. This includes dirty paper plates/plastic ware and solo cups

ITEMS NOT ACCEPTED AT THE BARNES TRANSFER STATION: Paint, moto oil, gas, explosives, fireworks, ammunition, flammables, antifreeze, lubricants, corrosives, etc. Ask attendant if in doubt. Keep foods and liquids out of recycling. No loose plastic bags, bagged recyclables or Styrofoam.

All cardboard boxes mut be flattened and 3x3 ft or smaller. **No** pizza boxes.

NAMEKAGON TRANSIT BAYFIELD COUNTY ROUTE

Bayfield County and Namekagon Transit are providing a route to serve the southern part of Bayfield County. The route originates in the Barnes area then picks up riders in Drummond and Cable, continuing into the Hayward area. Passengers will then have the ability to transfer to a "circular route" in Hayward, where they can travel from store to store or from one address to another, including the courthouse and various medical facilities. The cost for the service is \$1.00 one way and \$0.50 for seniors and persons with disabilities who have a Transit ID card. You **must** call by 1:00 p.m. the previous day to schedule a ride.

If you would like to have an application sent to you for a reduced fare or have any questions, please call Namakagon Transit toll free at (866) 295-9599 or 715-634-6633.

EVERY TUESDAY

- 9:50 Leaves the Barnes Community Center
- 10:10 Leaves the Drummond Library and Senior Housing
- 10:45 Leaves the Cable area/Rondeau Market
- 11:00 Arrive in Hayward at the Hayward Area Memorial Hospital
- 1:00 Begin return trip to Cable, Drummond and Barnes with stops as needed



BARNES FIRE DEPARTMENT and AMBULANCE
5005 County Hwy N, Barnes, WI 54873
715-795-2424 for Non Emergency Calls

FIRE DEPARTMENT:

Fire Chief - Brock Friermood

brockFriermood@TownOfBarnesWI.gov

Volunteer Members:

Richard Renz
Robert Skweres
Damian VonFrank
Greg Strasser
Jacob Larson
Jennifer Peterson
Josh Peterson
Leevi Frint
Roseanne Peterson
Whitney Jeanetta
Zack Zepczyk



CONGRATULATIONS TO BROCK FRIERMOOD AND THE BARNES FIRE DEPARTMENT!!!

Brock and I went to Madison in mid-October to accept an award from the Professional Firefighters of Wisconsin Charitable Foundation on behalf of the Barnes Fire Department for a grant Brock wrote to promote fire safety education. Barnes is the first small town fire department to receive this award. Historically, it's been in larger towns/cities like Green Bay, etc. So very proud to brag about him.

Jordan Newsum Friermood

AMBULANCE SERVICE:


Ambulance Director/Volunteer: Brett Friermood brettFriermood@TownOfBarnesWI.gov

Full Time EMT's:

Kaylee Silverness and Jake Coleson

Volunteer Members:

Sonia Von Frank
Tom Renz
Brandon Friermood
Brock Friermood
Robin Friermood
Dawn Piburn
Sarah Juleff
Whitney Jeanetta



WE CAN'T THANK YOU ENOUGH FOR YOUR DEDICATION TO KEEPING OUR COMMUNITY SAFE

BAYFIELD COUNTY

Bayfield County is recruiting for an additional Youth Services and Support Coordinator. We are interested in finding the right individual to work with families; please share this with anyone you think would make a quality case manager, as it could really help the search!

<https://www.governmentjobs.com/careers/bayfieldco/jobs/3580102/youth-support-and-services-coordinator>

The Children's Long-Term Support (CLTS) Waiver Program is a Home and Community-Based Service (HCBS) Waiver that provides Medicaid funding for children who have substantial limitations in their daily activities and need support to remain in their home or community.

Historically, there was a waiting list for CLTS. Wisconsin Department of Health Services (DHS) established the continuous enrollment initiative in 2021.

Continuous enrollment is a process that helps kids join the CLTS Program faster. This new initiative has allowed Bayfield County to serve many more children with disabilities. It has been a challenging time for the Support and Service Coordinator to keep pace with the number of children on the case load who need service coordination.

If you have any questions regarding Bayfield County Programs, please contact:

Carrie Linder, CSW
Aging & Disability Services Manager

Carrie.linder@bayfieldcounty.wi.gov

Please note Bayfield County Human Service email addresses have changed as of 01/25/21.

Aging and Disability Resource Center of the North
Bayfield County Department of Human Services
PO Box 100
117 East 5th St.
Washburn, WI 54891
Phone: 715-373-3350



THANK YOU

DRUMMOND FIREFIGHTERS

Sitting top:
Addie Arens

Back Row left of cab:
1. Dan Johnson
2. Mark Jerome - Fire Chief
3. Roy Bloom

Front Row Left of Cab:
1. Richard Dahl
2. David Todus
3. Klara Gierczic
4. Amy Kohlwey
5. Jim Mortenson
6. Jeff Hurula (Kneeling)

Back Row Right of Cab
1. Wade Spears
2. Tim DeChant
3. Dean Johnson
4. Kyle Williamson

Front Row Right of Cab:
1. Del Jerome
2. Rodger Larsen
3. Mike Arens
4. Lester Watters
5. Zach Manthey



**We can't thank you enough for your dedication to
keeping our community safe**

WISCONSIN FAMILY AND CAREGIVER SUPPORT ALLIANCE BAYFIELD COUNTY

Contact: Lynn Gall, (608) 266-5743 or Harriet Redman, (920) 968-1742

When a Workforce Shortage Crisis and a Caregiving Crisis Meet

“Wisconsin Working Caregivers: Strategies and Resources for Employers”

For more information, please visit [Wisconsin Family Caregiver Support Program \(wisconsinfamilycaregiver.org\)](http://wisconsinfamilycaregiver.org).

Madison, WI – The workforce shortage crisis being felt by businesses across Wisconsin includes a characteristic that is often overlooked: The need to support family caregivers in the workplace.

Employers experience a drain on productivity when employees struggle to balance their work lives with the responsibilities of caring for children, aging relatives, or disabled family members. In a recent survey, more than eight in ten employed caregivers in Wisconsin reported having their work life interrupted, resulting in workplace accommodations such as using flex time, reducing work hours, or quitting work entirely.



“Without adequate support, working caregivers and their employers suffer,” said Lynn Gall, Family Caregiver Support Programs Manager for the Wisconsin Department of Health Services and member of the survey project conducted by the Wisconsin Family and Caregiver Support Alliance (WFACSA). “The results showed us the challenges faced by working family members and friends and the businesses that employ them. Our goal at WFACSA is for every employer in Wisconsin to know about our state’s free Aging and Disability Resource Centers (ADRCs), family caregiver support programs, and other community organizations available to help support their employees.”

Conducted in partnership with UW-Madison Division of Extension, [the Wisconsin Working Caregivers Strategies and Resources for Employers](#) report published by WFACSA provides insight into challenges of recruiting and retaining employees in the current job climate. It also identifies opportunities for businesses to make positive changes simply by tapping resources already available in every Wisconsin community.

Numerous studies, including a [Harvard Business School](#) project called “Managing the Future of Work: The Caring Company,” note that employers can attract and retain more workers by helping staff balance work and family caregiving responsibilities. Employers may not realize that one in four working-age adults provides care or financial assistance to an older family member or loved one with a disability or long-term such as an adult child, spouse, or other loved one. This means that at least one quarter of potential hires and those currently working are balancing home and job responsibilities in addition to traditional child rearing.

“We learned that a few small changes can transform businesses into a place where employees will want to build a long career,” says Harriet Redman, Executive Director of WisconSibs and member of the WFACSA project. “That is why we are excited to share our survey results and open the conversation around the free and low-cost strategies and resources already available to support businesses.”

The survey also found that nearly 3/4 of respondents were not meeting their own personal needs, such as taking care of their own health, and 2/3 had difficulty balancing care for someone at home. Seventy-two percent said they were tired or worn out all the time, while 90 percent said their 2 emotional or physical health had worsened since taking on a caregiving role. (2-page synopsis of survey findings [here](#).)

Approximately 40 million Americans are providing care to an adult family member or friend, and nearly 60% of them (approximately 24 million adults) also work a paying job. Even more workers are providing care for a child with disabilities or special healthcare needs. Not only do employed caregivers experience high levels of stress, but their dual roles also impact their careers and employers.

The UW Division of Extension Employed Caregiver Survey is free and available to any employer interested in surveying their own workforce.

Click the “How To Host a Survey” tab at: <https://fyi.extension.wisc.edu/agingfriendlycommunities/employed-caregiver-survey/>

The mission of the [Wisconsin Family and Caregiver Support Alliance](#) is to raise awareness of family and caregiver support needs and increase the availability of and access to services and supports - both paid and unpaid - which will keep people across the lifespan engaged in their community as long as they desire. For information about the Alliance and to find resources to support families and provide care for a loved one, visit <http://wisconsinfamilycaregiver.org/alliance>

Carrie Linder, CSW
Aging & Disability Services Manager

Carrie.linder@bayfieldcounty.wi.gov



Fluorescent Lamp recycling

Wisconsin's **Focus on Energy** has sponsored a fluorescent lamp (curly type) recycling program. Residential bulbs can be recycled at the following participating local retailers:

Hayward - Ace Hardware and Co-op Hardware
 Poplar - Poplar Hardware
 Solon Springs - Solon Springs Mercantile

Some 5 million Compact Fluorescent Lamps are being sold in Wisconsin annually. While these bulbs save energy and reduce the emissions from power plants, they also contain mercury and should be recycled. According to the Mercury Product Flow Model developed for DNR, an estimated 263 kilograms (580 lbs) of mercury were released to the environment from fluorescents in 2000 -- and this was before the rapid increase in sales of compact fluorescents. The Council on Recycling has chosen mercury-containing products as one of its priorities for improving management, and, where possible, the elimination of the use of mercury.

Focus on Energy has set up a program to facilitate the take back and recycling of fluorescents at over 250 retailers throughout the state. Their web page has a locator for these businesses www.FocusOnEnergy.com. (Under 'Store Type', choose the listing for 'CFL Recycler'.)

WE STILL HAVE BUTTONS !! "THERE IS A BARNES, WISCONSIN"

Back in the 70's, the Barnes Homemakers Club sold these buttons for fundraisers.

Tom Van Delist came across one of the buttons in his mothers belongings and decided it was time to bring them back.

The buttons were sold to help raise funds to support the new storage building for the Barnes ATV and Snowmobile clubs. Also, for the Barnes Notes and News.

The buttons are \$ 3.00 each or 4/\$10.00
 We don't want the remaining buttons to sit....so let me know when you're ready to get some more!!!

**THANK YOU FOR YOUR SUPPORT
 IT IS SO GREATLY APPRECIATED**

Eau Claire Lakes Conservation Club

The club welcomes volunteers and other interested individuals.

We hope to see YOU at the next meeting!

**Questions? Please contact:
 Fred Kawell at 715-379-1553**

ADRC

Hours of Operation:

8:00 - 4:00

Monday through Friday
 Phone: 1-866-663-3607

Visit the ADRC office:

117 E. 5th Street
 Washburn, WI 54891

Appointments are not necessary but are helpful.

Website: www.adrc-n-wi.org

Medicare

Vitamin D
 Brain Wellness Check
 Seasonal Affective Disorder
 And more...

Sponsored by: UW Extension

University of Wisconsin
 Bayfield County
 County Administration Building
 117 E. 5th Street
 Washburn, WI 54891
 Phone: 715-373-6104
 Fax: 715-373-6304
 Office Hours:
 8:00 a.m. - 4:00 p.m.
 Monday through Friday

Website:
<http://bayfield.uwex.edu/>

Medication Drop boxes in Bayfield County

Sara Wartman, BSN, RN Director/Health Officer
 Bayfield County Health Department

With support from the Security Health Plan grant and other local funding sources, Bayfield County Health Department has installed three medication drop boxes and three sharps containers throughout the county. The medication drop boxes are located at the Bayfield County Sheriff's Department, Bayfield City Hall and the Iron River community Center. You can now dispose of old or expired medications at these locations.

Accepted Items: Prescription medications, control and non-controlled medications; over the counter medications; medication samples; vitamins; medicated ointments or lotions; inhaler.

3 Sharps Boxes are also stationed in the area. Contact Bayfield County for locations.



THANK YOU FOR "GOING GREEN"

Find us at:

TownOfBarnesWI.gov / Community /
 Barnes Notes and News / 2022

Email: barnesnotesandnews@gmail.com

Trivia Answer # 5 :


**He played a song for him
 on his drums**



FUN AND GAMES

Across

1. Calgary's prov.
5. Eighth Greek letter
10. XXXV x X
14. Dime or quarter
15. Place of refuge
16. Sailor's hail
17. Retire for the night
19. Fictional sub captain
20. Pencil end
21. Participatory
23. Animal home
24. Thin tuft
27. Urban disturbance
28. Locked up, as a victory
30. Diarist Anaïs
33. Short form, for short
36. Two before 5 Across
37. Circumvent
39. Singer Judd
41. Rural rest stop
42. Helicopter part
43. Molly Ivins, for one
44. Terra firma
46. Nobel Peace Prize locale
47. April addressee
48. Whodunit plot elements
51. Whodunit plot element
53. Inventor Rubik
54. Run slowly
57. Coffee-filter filler
60. Room adjunct
62. Contemptible one
63. Social-agency employee
66. Blunted sword
67. Saint Theresa's home
68. Semester
69. Home in a tree
70. Chipper
71. Onetime JFK landers



1. Yearned
2. Longest French river
3. Moon of Saturn
4. Small hill builders
5. Classy Paris hotel
6. Is in possession of
7. Spacewalk, to NASA
8. Part of MIT
9. Capital of Turkey
10. "That won't be a problem!"
11. "___ roasting on an open fire"
12. Crooner Perry
13. French silk city

18. Felled, as a fir
22. Country east of Mali
25. Australian girl
26. "Snookums" or "Cupcake"
28. Film role for Shirley
29. Headline
31. Object of adoration
32. Claudius' stepson
33. One who's against
34. Pugilist Max
35. Sports-page listings
38. Lorelei Lee creator
40. Jocularity


45. Joan Crawford portrayer
49. Baggage handler
50. Italian explorer
52. "Network" director
54. Comic's stock-in-trade
55. Not disguised
56. Bacteria fear
57. Singer/dancer Verdon
58. Lariat
59. Keep around
61. Computer screens, initially
64. Knight's title
65. Large dee

Down

CHRISTMAS TRIVIA FOR KIDS

1. Where was baby Jesus born?
2. How many ghosts show up in a Christmas Carol?
3. Which real life person is Santa Claus based on?
4. Which Country started the tradition of putting up a Christmas tree ?
5. What gift did the Little Drummer Boy give to the newborn Christ Child?
6. What is the best selling Christmas song of all time?
7. What was Frosty the Snowman's nose made of?
8. What did the other Reindeer not let Rudolph do because of his shiny red nose?
9. Which words follow "Silent Night" in the song?
10. What did Frosty the Snowman do when a magic hat was placed on his head?

**SEARCH
FOR KIDS
TRIVIA
ANSWERS
BY
NUMBER
IN THIS
ISSUE**



FUN AND GAMES

SUDOKU

2						6	9	
	5				3			
1	7				9	4		5
		3		2	5		1	8
				4				
7	2		3	8		5		
5		2	6				4	1
			5				7	
	6	7						3

NOVEMBER CROSSWORD ANSWERS

P	A	B	L	O		C	L	O	T		A	V	O	W	
A	R	O	A	R		H	O	B	O		R	A	G	E	
R	I	N	G	B	E	A	R	E	R		I	L	L	E	
S	L	O	G		T	R	E	Y		C	O	P	E	D	
			A	D	O					R	O	S	A	R	Y
M	A	T	R	O	N	O	F	H	O	N	O	R			
E	R	O	D	E		B	E	E	T	S		A	L	P	
G	E	L	S		B	E	L	L	E		T	I	E	R	
S	A	L		L	I	S	L	E		P	A	S	T	A	
			B	R	I	D	E	A	N	D	G	R	O	O	M
G	R	O	U	S	E					O	A	R			
R	O	O	S	T		E	L	A	N		A	P	E	S	
O	U	T	S		F	L	O	W	E	R	G	I	R	L	
A	S	H	E		A	S	I	A		I	O	N	I	A	
N	E	S	T		D	E	N	Y		O	N	S	E	T	

**THEY NEVER LET POOR RUDOLPH JOIN
IN ANY REINDEER GAMES**

Christmas word search

A	A	S	T	N	E	S	E	R	P	N	L	P	S
K	S	R	E	K	A	L	F	W	O	N	S	E	T
R	L	A	T	S	G	E	N	S	T	E	A	T	M
I	P	I	C	A	R	E	I	N	D	E	E	R	I
C	H	R	I	S	T	M	A	S	T	R	E	E	S
A	E	O	O	A	O	C	R	Y	E	E	E	T	T
C	O	O	K	I	E	S	T	N	E	N	L	E	L
C	A	N	D	Y	C	A	N	E	O	T	E	Y	E
M	I	W	P	O	I	N	C	E	T	T	I	A	T
N	A	M	W	O	N	S	S	C	N	N	F	S	O
N	E	S	A	N	T	A	N	A	W	N	L	S	E
A	C	E	O	I	O	S	A	I	G	K	E	K	D
N	N	E	S	E	S	S	E	S	E	L	P	P	N
C	L	I	E	H	R	I	H	G	I	E	L	S	S

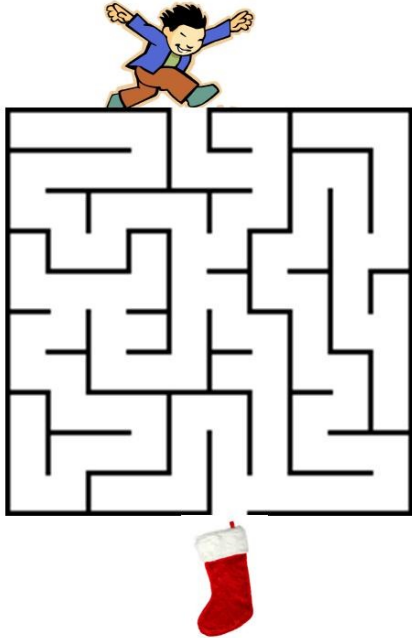
REINDEER
SNOWMAN
CANDY CANE
CHRISTMAS TREE
POINSETTIA
SNOWFLAKE

MISTLETOE
ELF
PRESENTS
SANTA
COOKIES
SLEIGH



Christmas Maze

Help the boy through the maze to find the stocking



www.KindergartenWorksheets4Kids.com



Word Search

Find the following words.



R	C	M	W	E	L	M	W	W	S
J	E	H	E	E	Z	S	C	A	N
U	C	B	G	R	T	K	M	G	G
K	I	N	M	A	R	T	Y	I	X
R	A	N	R	E	S	Y	F	Q	X
T	Q	J	K	I	C	T	K	B	U
L	K	P	R	P	S	E	O	Q	K
K	E	H	H	E	I	D	D	J	I
Y	C	P	Z	G	O	N	G	G	E
W	O	L	L	E	B	S	L	E	D

- Christmas
- star
- sled
- merry
- December
- angel
- bell
- eggnog
- gifts



www.KindergartenWorksheets4Kids.com

HOLIDAY IDEAS



FLOATING CANDLE

Light up family dinners or holiday parties with this pretty candle.

Place greenery at the bottom of a glass jar; fill jar about two-thirds full of water.

Add cranberries and a floating candle.

Soak pine cones in 4 liters of water mixed with an ounce of red food coloring. Let sit over night and then dry on a paper towel. Gorgeous colored cones for Christmas decor!



TWIG ORNAMENTS:

This craft comes with an adventure: First, take a Foraging walk outside to gather twigs. Then, use glue to create holiday shapes and finish with festive embroidery thread wrapping.



Kids will love helping you make this sweet holiday noise maker. Have them thread the bells on the ribbon while you tie the bow. Hang on the front door, above the mantel, or at the end of a bed.



To make: Thread large jingle bells onto three lengths of ribbon; knot one end of the ribbon. Tie the unknotted end around a small wreath form or a length of wire shaped into a circle. Wire together a small bunch of seasonal greenery; attach to the wreath or circle form. Tie an oversized bow and hot glue to the wire just above the greenery.



CINNAMON STICK ORNAMENTS

This is a craft that looks *and* smells great! Kids might need help using a hot glue gun to stick the button on top, but they can certainly handle tying the green ribbons on the cinnamon stick.

HOMEMADE BIRD SEED ORNAMENT

Attract blue jays and goldfinches in winter with this frozen birdseed ornament

Lay a greased, bird-shaped metal cookie cutter atop two layers of aluminum foil. Tightly wrap the foil up to cover the cutter's sides.

In a pot on medium heat, melt 1 cup coconut oil. Stir in ¼ cup chopped nuts (any variety will do) and ¼ cup birdseed. Let cool to a thick but pourable consistency.

Place one end of an 8-inch-long twine string into the cutter, so that most of the twine sticks out from the very top of the wing. Then slowly pour the seed mixture into the cutter until it almost reaches the top. Let harden at room temperature, then freeze for an hour.

Pop the shape out of the cutter and hang outside.



CANNING ALL THE YEAR THROUGH

Decorating your canned or baked goods containers is not only festive and beautiful, but FUN. Fun that anyone in your family can have together creating at whatever level of decorating they want to try.



READY TO START CANNING ?

Here are some items that you'll need or may want to try to get started using the boiling water bath method of processing.

LARGE STOCKPOT: Choose a stockpot that holds at least 12 quarts and is tall enough to allow the jars to be fully submerged during processing.



LADLE: Allows you to safely pour the mixtures into jars through the funnel.

JAR FUNNEL: Place in the mouth of the jar to fill without spilling.

JAR LIFTER: Safely lift lids out of hot water with magnetic end.

BUBBLE REMOVER & HEADSPACE TOOL: Slide into the side of filled jar to release any air bubbles and measure headspace.

TONGS (with coated handles) Safely lift foods during canning or cooking.

JAR LIFTER: Safely remove hot jars from boiling water with one hand.

GLASS CANNING JARS, LIDS AND BANDS: Fill the glass jars with your yummy creation, then seal in the freshness with one-time-use lids and reusable bands.



BEFORE YOU START

Before you start canning, read recipe instructions and gather all equipment and ingredients. Inspect the glass canning jars carefully for any chips, cracks, uneven rims or sharp edges that may prevent sealing or cause breakage. Discard any imperfect jars.

TIPS FOR SUCCESSFUL CANNING:

- Select fruits and vegetables when they are at the peak of their quality and flavor, washing them thoroughly before using.
- Follow the directions for each recipe exactly—don't substitute ingredients or change the processing times. Prepare only one receipt at a time; do not double recipes.
- Substitute a cake cooling rack if you don't have a rack specifically made for canning. Place in the canner before you add the canning jars.
- Use only white vinegar when pickling.
- Use a canning funnel, which has a wide opening and sits on the inside of the mouth of the jar, allowing you to fill the jars cleanly and easily. Wipe the threads and rim of each jar to remove any food that spills.
- Reuse screw bands if they are not warped or rusty. Jar lids are not reusable however, so use a new one for each of your canned creations.
- Accurately measure the head space—the distance between the top of the jar to the food/liquid inside. This is critical because it affects how well the jar seals and preserves its contents. A clear plastic ruler—kept solely for kitchen use, is a big help in determining the correct headspace.
- Refrigerate leftover product if there's a small amount left that won't completely fill another jar. Use it within several days.
- Use non-metallic utensils when removing air bubbles from the jar and measuring head space.
- Store home-canned foods in your cupboard for up to one year.

HOT JARS VS. HOT STERILIZED JARS:

Why do some canning receipts call for hot sterilized jars, while others call simply for hot jars?

If the mixture will be processed in the boiling-water canner for 10 plus minutes, jars just need to be hot.

If it's less than 10 minutes, jars need to be sterilized in boiling water for 10 minutes (or 1 minute more for each 1,000 feet of additional altitude.)

You may ask, why do the jars have to be hot before hand? The liquid/food you're putting in them is boiling hot, thus if the jars are hot (besides the obvious sterilization) you aren't putting hot product into cold jars and taking a chance of them breaking either when the product goes in the jars or when you put them in the water bath.

PAY ATTENTION TO THE PECTIN

Liquid and powdered pectin are made from the natural pectin in apples and citrus fruits. However, they are not interchangeable. Always use the specific type of pectin called for.

-Taste of Home Test Kitchen

CHERYL'S NUTRITION & HEALTH TIPS

TIPS FROM CHERYL PEASE - CERTIFIED NUTRITIONIST



Certified Nutritionist, Fitness
Trainer & Health Coach

<https://linktr.ee/cherylpease>

**THANK YOU
FOR YOUR SERVICE
PETE & CHERYL PEASE**

WE CAN NEVER REPAY YOU !!



Are you dreading the shorter days of winter? Here are some tips to help you prepare and navigate the shorter days. Many of us notice a natural turndown in mood as the brain responds to less daylight in the winter, especially in the northern part of the country. You might have a dip in energy levels, want to sleep more or crave more carbohydrate dense foods. To better deal with colder months doctors recommend general self-care strategies, including exercise, eating nutritious foods and spending time outdoors. Light therapy can also help alleviate symptoms.

About 5% of Americans are diagnosed with seasonal affective disorder. Spending time outdoors, or just sitting in a light filled window has shown to provide great benefits. Taking stock of what you eat during the winter months makes it easier to stay nourished with essential mood-boosting vitamins and to avoid weight gain. Eating tryptophan rich foods including eggs, fish, and spinach can boost your mood because tryptophan is an amino acid, a precursor to serotonin and melatonin production, which work to regulate mood.

Because of a reduction in exposure to sunlight in the winter consider taking a vitamin D supplement. A diet rich in B vitamins, including Brussels sprouts, chickpeas and green leafy vegetables, has also been shown to reduce anxiety. Manage cravings for sweets by pairing them with protein and healthy fat to limit sugar spikes—a piece of dark chocolate with almond butter, for instance.

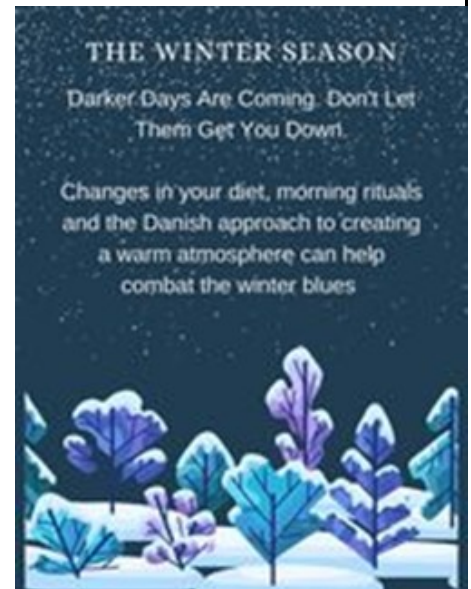
More importantly, don't deny yourself an occasional treat. Creating a ritual to boost your mood in the colder months is key. A common self-care suggestion for battling seasonal depression is journaling. Starting the day by writing in a journal, perhaps with a focus on gratitude has been shown to help you focus on happier moments. Sleeping more is normal during the winter months and is OK as long as you wake up feeling rested and refreshed.

Get outside as early as you can once the sun comes up. If possible take a brisk walk each morning while taking slow deep breaths, no matter the weather. Learn from the Danes Try embracing the season like some of the Nordic countries, including Denmark. A concept called hygge can help boost your mood during the winter months. While many associate hygge (pronounced hoo-gah) with being cozy, she says it is more about setting up a warm atmosphere for spending meaningful time with those close to you. And lastly, consider meditation.

Start with 5 minutes (set a timer) sitting in a straight back chair, hands folded or placed comfortably on your lap, eyes closed or softly gazing downward, breath in and out through the nose, attend to the sensation of the breath as it enters at the nostril's; notice the temperature of the breath coming in and going out. If you find your thoughts are wondering simply recognize this and return to attending to your breath. When the timer goes off, simply take in a full deep breath and blow it out through an open mouth a few times.

Choose a wellness path that supports you and your soul. Cheryl Pease @peasefu11 @cherylpeasecoaching

WRITE TO CHERYL



Trivia Answer # 7: A button

CHRISTMAS CHEER – WARMTH AND SMILES

MULLED WINE

Ingredients:

- 1 bottle (750 ml) fruity red wine
- 1 cup brandy
- 1 cup sugar
- 1 medium orange, sliced
- 1 medium lemon, sliced
- 1/8 teaspoon ground nutmeg
- 2 cinnamon sticks (3 inches)
- 1/2 teaspoon whole allspice
- 1/2 teaspoon aniseed
- 1/2 teaspoon whole peppercorns
- 3 whole cloves
- Optional garnishes: Orange slices, star anise and additional cinnamon sticks



Directions:

- In a large saucepan, combine the first 6 ingredients. Place remaining spices on a double thickness of cheesecloth.
- Gather corners of cloth to enclose spices; tie securely with string. Place in pan.
- Bring to a boil, stirring occasionally. Reduce heat; simmer gently, covered, 20 minutes.
- Transfer to a covered container; cool slightly.
- Refrigerate, covered, overnight.
- Strain wine mixture into a large saucepan, discarding fruit and spice bag; reheat. Serve warm.
- Garnish, if desired, with orange slices, star anise or additional cinnamon sticks.

HOT BUTTERED RUM

Ingredients:

- 1 stick (4 oz) unsalted butter
- 1/2 cup light brown sugar
- 1 tsp vanilla extract
- 1 tsp ground cinnamon
- 1 tsp ground cloves
- 1 tsp ground nutmeg
- 1 tsp ground allspice
- Pinch of salt
- 2 oz dark or aged rum
- 6 oz hot water
- Cinnamon stick, for garnish (optional)

Directions:

- In mixing bowl, combine butter, vanilla extract, sugar, spices and salt. Beat until well combined.
- In heat proof glass or mug, combine aged rum with 1 oz (2 Tbls) spiced butter mixture.
- Remaining batter can be stored in airtight container in refrigerator for future use.
- Top with hot water and stir until ingredients are well incorporated.
- Garnish with cinnamon stick if preferred.



TIP: Choosing the right baking sheet for your cookies will help prevent burned bottoms and unevenly shaped cookies.

Try using shiny baking sheets without sides. The lighter, shiny sheets are better than the dark, nonstick versions, which can cause uneven baking. Baking sheets without sides make it easy to slide cookies onto a cooling rack.

RANCH PRETZELS

Shirley (Frier mood) Heise

Ingredients:

- 1 bottle of Orville Redenbacher's Popping & Topping Oil
- 1 envelope dry Ranch Dressing
- 2 Tbls Dill Weed (I use a lot, just fill your palm)
- 2 bags round or Christmas shaped pretzels. Place each into a Ziploc bag

Directions:

Mix first three ingredients together in a microwave safe bowl. Stir well and microwave for 2 minutes. Remove from microwave and stir again. Pour equal amounts over pretzels in the Ziploc bags.

Toss bags to cover pretzels with mixture. Place into large bowl to "dry out". At this time, I also stir in another envelope of Ranch Dressing mix and extra dill weed. Stir and spread out on cookie sheets to finish drying. Store in clean Ziploc bags. Enjoy!



CHRISTMAS CHEER - WARMTH AND SMILES

SPARKLING SANGRIA PUNCH

This spiced, sparkling punch made with apple cider, brandy, and a splash of Prosecco brings on big flavor with fresh lemon, ginger, orange bitters, and sliced seasonal fruits. The ingredients give this autumnal cocktail a beautiful orangey color and amazing fragrance — simply serve in a clear glass pitcher so your guests get the full picture (and don't forget to add some garnish, such as pomegranate seeds, apple wedges and orange wedges to take things to the next level).

How far in advance can this sangria be made?

You can refrigerate the mixture for up to a day before serving. In fact, it's best to let the cocktail sit for a while so that the flavors can meld, and the fruit can really shine through. Pop the bottle of Prosecco at the last minute so that it won't go flat.



Ingredients

- 2 1/2 cup apple cider
- 3/4 cup brandy
- 1/2 cup fresh clementine or orange juice
- 1/4 cup fresh lemon juice
- 1 1" piece fresh ginger, peeled and very thinly sliced
- 2 tsp orange bitters
- 4 clementines, thinly sliced
- 2 apples (Pink Lady, Honeycrisp or your favorite), very thinly sliced
- 1 750 ml bottle Prosecco or other dry sparkling wine
- Pomegranate seeds, for serving

Directions

In a large pitcher, stir together cider, brandy, clementine juice, lemon juice, ginger and bitters. Stir in clementine and apple slices (you can refrigerate this mixture for up to a day).

when ready to serve, add Prosecco. Serve over ice with a few pomegranate seeds, if desired.

MULLING SPICE BAGS

- 4 Cinnamon Sticks
- 8 Whole Allspice
- 8 Whole Cloves
- 4 Tbls Dried Orange Peel
- Cheese Cloth & Butchers Twine


Cut a double thickness of cheese cloth into 4x6" squares

Onto each square, place one cinnamon stick, 2 cloves, 2 allspice and one Tablespoon orange peel

Bundle up and tie with twine

To Serve: Place spice bag in one gallon of cider

Simmer 30 minutes



Ingredients:

For a standard size 8 cup pitcher... adjust equal amounts as needed

- 2 cups of pineapple juice
- 2 cups of cranberry juice
- 2 cups of orange juice
- 2 cups of 7-Up

Possible Variations:

- Add vodka
- Substitute 7-Up with champagne

Directions:

- In a large punch bowl or pitcher, combine the cranberry juice cocktail, the pineapple juice, the orange juice, and the 7-Up
- Add cubes
- Serve the punch in punch glasses
- Garnish with cranberries, thin slices of lime (or even pineapple!)

To Rim Punch Glasses with Sanding Sugar or Sprinkles:

- Add a very thin layer of corn syrup to the edge of each glass
- Pour the sanding sugar or sprinkles on a plate
- Dip the corn syrup lined rim into the plate of sprinkles

GOOD EATS - SWEET TREATS



HERMIT COOKIES

From the Kitchen of Joyce Friermood

This recipe was handed down from mom's mom, our beloved "Nanny". Not sure if this was her recipe or if it was her moms recipe.

Ingredients:

- 1 cup brown sugar
- 1/4 cup oleo (margarine), softened
- 1/4 cup shortening (Crisco)
- 1/4 cup cold coffee
- 1 egg
- 1/2 tsp baking soda
- 1/2 tsp salt
- 1/2 tsp cinnamon
- 1/2 tsp nutmeg
- 1 3/4 cup flour
- 1 1/4 cup raisins
- 3/4 cup nuts



Directions:

- Preheat oven to 375*
- Cream together sugar, oleo & shortening
- Add coffee, egg, baking soda, salt, cinnamon and nutmeg
- Stir in the remaining ingredients
- Drop by rounded teaspoon about 2 inches apart on ungreased cookie sheet
- Bake 8 to 10 minutes
- Immediately remove from sheet

Makes about 4 dozen cookies

CRANBERRY NUT BREAD

Ingredients:

- 1 cup fresh cranberries, coarsely chopped
- 1/2 cup chopped nuts
- 1 Tbsp grated orange rind
- 2 cups flour
- 1 cup sugar
- 1 1/2 tsp banking powder
- 1 tsp salt
- 1/2 tsp baking soda
- 2 Tbls shortening
- 3/4 cup orange juice



Directions:

Combine all ingredients and pour into greased loaf pan
Bake at 350* for 1 hour

BUTTERY CINNAMON STARS

Taste of Home Holiday Collection

Ingredients:

- 1 cup unsalted butter, softened
- 1 cup sugar
- 2 1/4 cup almonds, finely ground
- 1 egg
- 2 1/2 tsp cinnamon
- Zest of one orange
- 1/4 cup dark rum or orange juice
- 3 1/3 cup all purpose flour
- 1/2 tsp baking powder
- 1 egg, lightly beaten



Directions:

- Cream the butter and sugar. Add almonds and egg; beat until fluffy
- Add cinnamon, orange zest and rum; beat until smooth
- In separate bowl, stir together the flour and baking powder.
- Add to the butter mixture and combine lightly.
- Wrap the dough in plastic and refrigerate about one hour, until firm.
- Roll out the dough on a lightly floured surface to 1/4" thickness
- Cut out stars or other favorite shapes
- Place cookies 1/2" apart on greased baking sheet
- Brush the cookies with the beaten egg and bake at 350* for about 10 minutes, until light golden in color
- After the cookies are completely cooled, store them in an airtight container

Makes 6 to 7 dozen

AMAZING OLD FASHIONED RICE PUDDING

Ingredients:

- 2/3 cup Minute Rice
- 2 3/4 cup milk
- 1/3 cup sugar
- 1 tbs. butter
- 1/2 tsp salt
- 1/2 tsp vanilla
- 1/4 tsp nutmeg
- Cinnamon
- 1/2 cup raisins



Directions:

- Combine Minute Rice, milk & raisins, sugar, butter, salt, vanilla & nutmeg in a buttered 1 quart baking dish.
- Bake in 350 degree oven for 1 h, stirring after 15 mins & again when pudding is done.
- Sprinkle with cinnamon.
- Serve warm or chilled. Pudding thickens as it stands.

Trivia Answer # 9: Holy Night

GOOD EATS - SWEET TREATS

CHRISTMAS POPCORN BALLS

I remember these from Christmas parties at the Barnes Town Hall when we were kids. We would do skits, sing Christmas Carols and Santa would come. I'm not sure if the Barnes Homemakers gave them to us or if Santa did, but I'll never forget how welcomed and special they were.

Prep Time: 20 minutes / Cook Time: 10 minutes

Ingredients:

- 1/2 cup un-popped popcorn, kernels
- 1/2 cup unsalted butter
- 1 10oz bag miniature marshmallows
- 1 cup red and green M&M candies
- 1/3 cup festive sprinkles



Instructions:

- Pop your popcorn kernels using your preferred method
- Separate any un-popped kernels and set aside the popped popcorn.
- In a large pot, melt the butter over medium-low heat. When the butter is completely melted, add the miniature marshmallows. Heat the marshmallows, stirring often, until melted and smooth.
- Remove the marshmallows from the heat and pour it over the popped popcorn. Gently stir to coat.
- Once all popcorn is well-coated and the mixture has cooled a bit, use a rubber spatula to fill in the M&M's and the sprinkles
- Spray your hands with non-stick cooking spray. Keep the spray handy so you can spray again as needed while forming the balls. Using your hands, scoop about one cup of the popcorn mixture and form into balls by gently pressing the mixture together.
- Allow the popcorn balls to sit at room temperature until completely cooled and set.

Notes:

- Store in an airtight container at room temperature for up to 5 days.
- The warmth of the marshmallow mixture and the from your hand can make the M&M's melt a bit. If you want to completely avoid this or are struggling with melting candies you can press a few onto the outside of the popcorn balls immediately after forming them into balls.
- Number of balls the recipe makes depends on the size that you make them (1 cup yields about 16 balls)

TIP: All set to bake until you find rock-hard brown sugar? Don't fret! Put a moist paper towel in a microwave-safe bowl with the brown sugar and microwave for 20 seconds. It may take a few 20-second intervals to bring the sugar back to life.



ANTIPASTO SKEWERS

Facebook Recipes


Antipasto literally means a "before meal"

Serve with bread like Ciabatta Rolls or Garlic Breadsticks.

Quick and easy.

All you need to do is cook the tortellini and let it marinate for a few minutes, then prepare the remaining ingredients, and thread them onto skewers.

Fresh ingredients. Cured meats and marinated vegetables and olives add tang and saltiness to these skewers that are so delicious. But of course, we need to cut those powerful, bold, and salty ingredients with something fresh. For that, we're using fresh basil, grape tomatoes, and cheese.



BAKED CINNAMON HEARTS


Ingredients:

- 1 cup smooth applesauce
- 1 1/4 cups ground cinnamon



Directions:

- Mix cinnamon & applesauce in a large bowl until a smooth ball forms. Dough should not be sticky. If necessary, adjust amounts of cinnamon or applesauce until dough is easy to handle.
- Divide dough into 2 equal parts and shape into discs. Chill dough 1 hour to make it easier to handle.
- Preheat oven to 200* and line 2 baking sheets with parchment paper
- Sprinkle work surface well with cinnamon
- Place one dough disc on cinnamon-coated surface, sprinkle top with more cinnamon and roll to 1/4 inch thickness.
- Cut using heart-shaped cutters (or whatever shapes you prefer)
- Transfer to prepared baking sheet and repeat with remaining dough.
- (here you can make a small hole with the tip of a knife to use to thread twine or ribbon through)
- Bake ornaments for 2 hours or until firm. Cool completely
- If you didn't make a hole to thread twine or ribbon through, put a small dollop of hot glue on the back of the cookie shape and press on twine, ribbon, etc.



RECIPES AND GOOD EATS

CHESTNUTS ROASTING ON AN OPEN FIRE



There's very little that warms the heart as much as the thought of the old days when chestnuts were roasting and the smell of turkey and pies baking filled the house for a whole day.

Here are some tips and tricks for roasting chestnuts whether to add to the dressing or just to snack on.



Chestnuts are often thought of during Christmas time as a treat. A popular Christmas song refers to them being roasted over an open fire.

They are not usually a common ingredient the rest of the year. However, there are ways to enjoy chestnuts at any time provided they are chosen, stored and prepared correctly. Although referred to as a nut because of the hard shell, they have more of a soft, grainy texture inside as opposed to being hard and crunchy like nuts.

Ingredients:

- 1 1/2 to 2 pounds whole chestnuts in shell
- 1 teaspoon vegetable oil
- 1/4 cup water

Special Equipment

A chestnut knife (optional); a large heavy skillet (preferably cast-iron) with a lid

Directions:

Make a large X in each chestnut with chestnut knife or a sharp paring knife, cutting through shell.

Toss chestnuts with oil in a bowl.

Heat dry skillet over moderately low heat until hot, then roast chestnuts in skillet on stovetop, covered, stirring every few minutes, for 15 minutes total.

Add water and continue to roast, covered, stirring occasionally, until water is evaporated and chestnuts are tender, about 5 minutes more. Serve hot.

Makes 8 – 10 Servings



FIRESIDE COFFEE MIX

From: Holiday Treats

Ingredients:

- 2 cups hot chocolate mix
- 2 cups non-dairy creamer
- 1 1/2 cup sugar
- 1 cup instant coffee granules
- 2 tsp cinnamon
- 2 tsp nutmeg



Directions:

Blend together all ingredients and place in an airtight container, decorative jar, etc.

Include these instructions with your gift:

"For a single serving, place 2 tablespoons of mix in a mug, add one cup hot water and stir. Garnish with whipped cream and a sprinkling of nutmeg or Cinnamon."

Give this mix as part of a gift bag with some chocolate-covered spoons or cinnamon sticks, freshly grated nutmeg and a can of whipped cream.

RUSSIAN TEA MIX

Debbie (Frierhood) Roesler

Ingredients:

- 3/4 cup unsweetened instant tea
- 1 1/4 cup sugar
- 2 cups Tang orange drink
- 1/2 Tsp Cloves
- 1/2 Tsp Cinnamon



Mix

Add one heaping teaspoon of mix to a cup of hot water (to taste)

Help your spritz cookies keep their shape by chilling the cookie gun before using it. Also consider chilling your baking sheets to help prevent the cookies from spreading too much in the oven.



GOOD EATS - APPETIZERS

REUBEN DIP

This Reuben dip is a hot cheesy dip made with the classic sandwich ingredients including corned beef, sauerkraut and Thousand Island dressing. A unique and unexpected party offering that always gets rave reviews!

Prep Time 10 min / Cook Time 20 min / Total Time 30 minutes

Ingredients:

- 8 ounces cream cheese softened
- 1 1/2 cups corned beef diced or chopped
- 1 1/2 cups Swiss cheese shredded
- 1/2 cup sour cream
- 1/2 cup sauerkraut drained
- 1/4 cup Thousand Island dressing
- 2 tablespoons chopped parsley
- cooking spray

Instructions:

- Preheat the oven to 425 degrees F. Coat a small baking dish or skillet with cooking spray.
- Place the cream cheese, corned beef, 3/4 cup Swiss cheese, sour cream, sauerkraut and Thousand Island dressing in a bowl. Stir gently until blended.
- Spread the cream cheese mixture into an even layer in your prepared dish.
- Top with remaining 3/4 cup of cheese.
- Bake for 15-20 minutes or until cheese is browned and dip is bubbling.
- Top with parsley, then serve



CANDY CANE CAPRESE SALAD

The Baker Mama

Ingredients:

- 3 large fresh tomatoes, sliced 1/4 " into about 12 slices
- 16 oz fresh pre-sliced mozzarella
- 1 tablespoon olive oil
- 1/4 teaspoon kosher salt
- Fresh basil for garnish
- Flaky sea salt, for sprinkling
- Toasted Baguettes



Directions:

- Start at the top end of the candy cane shape and alternate layering a slice of mozzarella with a slice of tomato until you get a big candy cane shape.
- Place fresh basil leaves around the board and a small serving bowl with the balsamic glaze.
- Just before serving, drizzle the mozzarella and tomatoes with olive oil and sprinkle with sea salt. Serve with additional olive oil and sea salt, as well as toasted baguette slices.

BEER CHEESE DIP

Ingredients

- 1/4 c. unsalted butter
- 1/2 c. finely chopped yellow onion
- 1/4 c. all-purpose flour
- 12 oz. IPA beer (1, 12oz can)
- 1/4 c. half-and-half
- 6 oz. shredded fontina cheese
- 6 oz. shredded sharp yellow cheddar cheese
- 1 tsp. Dijon mustard
- 1/2 tsp. Worcestershire sauce
- Chopped chives and/or black pepper, for garnish
- Pretzels, to serve



Directions

In a medium saucepan, melt the butter over medium-low heat. Add the onion and cook, stirring, until softened, 4 to 6 minutes. Gradually whisk in the flour and cook, whisking constantly, until lightly browned, about 1 minute.

Gradually whisk in the beer and half and half. Cook, whisking constantly, until the sauce is thickened and just begins to bubble, 5 to 7 minutes. Reduce the heat to low and gradually add the cheeses, whisking constantly, until melted and combined. Remove from the heat.

Whisk in the Dijon mustard and the Worcestershire sauce. Garnish with chives and black pepper, if you like. Serve with pretzels; re-warm gently as needed.



GOOD EATS - APPETIZERS

CRISPY BUFFLO CHICHEN WINGS

Ingredients:

- (4 pounds) chicken wings cut into drumettes and flats
- 1 tablespoon aluminum free baking powder (NOT baking soda)
- 1/2 teaspoon salt
- 2 teaspoons garlic powder
- Pinch of cracked pepper

Buffalo Sauce:

- 1/4 cup unsalted butter, melted
- 1/2 cup Frank's Original Red Hot Sauce
- 1-2 tablespoons honey, white sugar or brown sugar (adjust to suit your tastes)



Blue Cheese Dip:

- 1/2 cup crumbled blue cheese softened
- 1/3 cup sour cream
- 1/4 cup mayonnaise
- 2 cloves garlic minced
- 1 tablespoon lemon juice
- Pinch of salt
- Pinch of cracked black pepper

To Serve:

- Ranch dressing
- Blue cheese dressing (RECIPE AS ABOVE) for serving
- Celery sticks for serving

Instructions:

- Adjust oven rack to upper-middle position and preheat oven to 450°F (230°C). Line a rimmed baking sheet with aluminum foil and set a heat-proof wire rack inside.
- Pat dry chicken wings liberally with paper towels, squeezing out as much moisture as you can. Transfer them to a large bowl.
- In a small bowl, combine the baking powder, garlic powder, salt and pepper together, whisking well to combine, and sprinkle the mixture over the wings. Toss wings through the baking powder mixture until evenly coated.
- Arrange on rack, leaving about 1-inch of space between each wing.
- Bake for 30 minutes; flip and continue to cook until crisp and golden brown, (about 20-30 minutes longer), until golden browned and crispy.
- While wings are cooking, whisk together hot sauce, butter and sugar. Toss wings through the sauce to evenly coat.
- Serve wings immediately with blue cheese dressing or ranch dressing, and celery sticks.



TIP: If you're making cutout cookies, chilling the dough is an important step that you won't want to skip. It'll make rolling out the dough much easier to do. Short on time? Stick the dough in the freezer. Only work with half of the dough at a time so the other stays chilled.



SAUSAGE CHEESE BALLS

Jimmy Dean Recipes

Ingredients:

- 1 1/2 cups Bisquick
- 2 16 oz pkg Jimmy Dean Regular Sausage
- 4 cups shredded Cheddar cheese
- 1/2 cup finely chopped onion
- 1/2 cup finely chopped celery
- 2 tsp black pepper
- 2 tsp minced garlic (optional)

TIP:

Loosen when they come out of the oven to avoid sticking

Directions:

- Heat oven to 375*
- Combine all ingredients in large mixing bowl - mix well as you go along, I do the final mix with my hands
- Form into 1" balls
- Place on ungreased cookie sheet
- Bake 18 - 20 minutes until golden brown
- Remove and cool 5 minutes before serving.

You can make a batch ahead of time and freeze on a cookie sheet to have later

Trivia Answer # 8: Join in any reindeer games

Jim's BAIT

**EAU CLAIRE LAKES
BARNES, WISCONSIN**

Jim's Bait & Convenience Store

Open 7 a.m. Daily
Corner of Hwy 27 and Lake Road
Barnes, WI
Phone: 715-795-3150
Find Us on FB at "Jim's Bait of Barnes,
Wisconsin"

ONE-STOP SHOPPING!

**GROCERIES AND
PAPER GOODS
REGULAR &**



Non-Ethanol Gas



LIVE BAIT

**FISHING / HUNTING LICENSES
FISHING SUPPLIES & SPORTING GOODS
LIQUOR / WINE / BEER / ICE * 20 LB. LP FILLS
BAYFIELD COUNTY PLAT BOOKS
BACON, PEPPER STICKS & BRATS FROM JIM'S MEAT MARKET (IRON RIVER, WI)
DEER CORN
Eau Claire Lakes Picture Frames & Wine Glasses
Local Area Souvenirs / Leanin' Tree Cards For All Occasions
Schmelke Pool Cues**



"BARNES - A BREATH OF FRESH AIR"
NOW AVAILABLE

CHECK OUT OUR CLOTHING SECTION

**ALWAYS CHECK WITH THE DNR / TOWN
OFFICE FOR LOCAL FIRE HAZARD STATUS**



**FOR FISHING & HUNTING REGULATION
QUESTIONS - PLEASE CONTACT:**

**DNR Call Center Toll Free 1-888-DNR INFO
(1-888-936-7463) / Local: (608) 266-2621
7 days a week - 7:00 a.m. to 10:00 p.m.**

**PLEASE VISIT LOCAL
ESTABLISHMENTS FOR CURRENT STATE RULES
& REGULATION PAMPHLETS
CHECK ONLINE at:**

dnr.wi.gov or gowild.wi.gov

FALL TURKEY SEASON - 9/17/2022 to 1/8/2023 (Zone 6 ended 11/18/22)

MERRY CHRISTMAS



Archery and Crossbow* *No bucks may be harvested during the antlerless-only hunts identified below.	Sep. 17, 2022–Jan. 8, 2023
Archery and Crossbow *Metro Sub-units and counties with extended archery seasons* See the map for counties with extended archery seasons .	Sep. 17, 2022–Jan. 31, 2023
Muzzleloader	Nov. 28–Dec. 7, 2022
December 4-Day Antlerless Only Hunt	Dec. 8–11, 2022
Antlerless-Only Holiday Hunt *Open only in select Farmland (Zone 2) counties. Please see page 12 of combined hunting regulations for valid counties. (Grab your regulation and season booklet at Jim's Bait)	Dec. 24, 2022–Jan. 1, 2023*

All dates are subject to change through rulemaking or a legislative process. Please check the [Wisconsin Hunting Regulations](#) for a complete set of dates and unit designations.