

BARNES NOTES AND NEWS

Volume 3, Issue 1

ONLINE ONLY

The **BARNES NOTES & NEWS** is your source of our area's community events and happenings, obituaries and other items of interest. We continue to welcome you to place your ads, submit events or articles, and stories. Please contact the owner/editor: Julie (Friermood) Sarkauskas at barnesnotesandnews@gmail.com or call 715-795-2775.

Find our link on the **NEW Town of Barnes Website !!!**

Visit: TownOfBarnesWI.gov / Community / Barnes Notes and News / 2022

WE'RE BACK (but online only). I'm so happy that I've gained a couple hours back in my life and am able to work on the Barnes Notes and News again. I'm really looking forward to bringing you stories of the Barnes area, both old and new, once again. I have truly missed working on this for and with you.

As most of you know, I took over the Barnes Blog when Lu Peet stepped away to care for her husband Dean. While the name changed to the Barnes Notes and News, the passion to bring it all home was the same. Although a little different, I remembered the lesson my dad taught us early on in life...."don't fix what ain't broke". I just added some personal touches.

Reminiscing - One of my favorite things about doing this is being able to pull the history and fun of many places and people that I grew up with as well as newer businesses and the people here now. I was born and raised in Barnes and have had the honor of knowing so many of those that built Barnes into the great place it is today. I would welcome any stories and pictures you would like to share, and you may be one that I call on next to put a story together. I know there are so many more places and folks out there that have a great story to tell. This months Reminiscing story is about the Barnes Schools in the late 1800's and early-mid 1900's. Surprising to think we had a total of 15 schools over 45-50 years.



4th of July Fly-Over in Barnes

NEW ESTIMATED TIME: 12:00 noon
(could waiver one way or the other)
PLACE: HWY N parade route

Two F-16 Fighter Jets from the 148th Fighter Wing will fly down the parade route prior to the parade start

Unfortunately due to time constraints, the 148th will not be able to do a separate flyover over the lakes in the afternoon—they "may" have a chance during the parade flyover time and weather permitting.

Time change(s) will be posted on What Happens in Barnes & the VFW Facebook page.

WE OWE THEM EVERYTHING FOR THEIR SACRIFICIES FOR OUR FREEDOM

THANK YOU to Steve Vanderburg



**TOWN OF BARNES
4TH OF JULY PARADE**
Monday, July 4th 12:00 Noon
County Hwy N, Barnes
Town Hall to VFW

THIS YEARS PARADE THEME



MUST SEE FIREWORKS



**DUSK - Barnes Town Park
County Hwy N - Barnes**



The Declaration of Independence signing started 2, 1776 and was adopted into being on July 4, 1776. It's not just about the parades and fireworks folks - it is about SO MUCH MORE.

NEVER FORGET



BARNES AREA CALENDAR OF EVENTS: JUNE 2022

Sat. Jun 4	TRASH-FOR-CASH SALE - LUNCH 8am-3pm by Barnes Christian Men and Barnes Christian Women, Barnes Community Church: 715-795-2195
Sat. Jun 4	VFW POST 8329 TURKEY SHOOT AND .22 SHOOT- 12 noon at VFW Hall. Food & beverages available. Smoking Pavilion. VFW 715-795-2542
Tues.-Sat. Jun 7-11	SCHOOL'S OUT FOR SUMMER: 30% off Sale on Everything! M&M Greenhouse-Open 10am- 4pm: 715-795-2100
Fri. Jun 10	FRIENDS OF EAU CLAIRE LAKES AREA Board Meeting 1:30-4pm. Location: Barnes Town Hall
Tues.-Sat. Jun 14-18	FATHER'S DAY SALE: 30% off Trees & Shrubs! M&M Greenhouse-Open 10am-4pm: 715-795-2100
Thur. Jun 16	BARNES AREA HISTORICAL ASSOCIATION,INC (BAHA) Meeting 6pm at the Town Hall:715-795-3065 (Meeting may be by Zoom-TBD)
Sat & Sun June 18 & 19	TASTE OF BARNES: featuring food from area restaurants, kids activities, flea market and more family fun. Contact: Dave Scully 651-249-9232 or dscully@barnes-wi.com
Sun. Jun 19	FATHER'S DAY SERVICE 10:00am at Barnes Community Church: 715-795-2195
Mon. Jun 20	EAU CLAIRE LAKES CONSERVATION CLUB (ECLCC) Meeting 7pm at VFW Post. ECLCC: 715-379-1553
Tues. Jun 21	REGULAR TOWN BOARD MEETING 6:30pm at Barnes Town Hall: 715-795-2782
Tues. Jun 21	GORDON BARNES GARDEN CLUB Meeting and plant exchange 1:30pm at Barnes Town Hall. Call 715-835-3410
Tues.-Sat. Jun 21-25	NATIVE PLANT SALE: M&M Greenhouse-Open 10am-4pm: 715-795-2100
Sat. Jun 25	FRIENDS OF THE EAU CLAIRE LAKES AREA Education Program- Boat & Water Safety: Adam Sinnette, Wisconsin DNR, 10am-11:30am at Tomahawk Lake Park Boat Landing
Tues. Jun 28	VFW POST 8329 AUXILIARY Meeting 6pm at VFW Hall. Auxiliary 715-795-2402
Tues. Jun 28	VFW POST 8329 Meeting 6pm at VFW Hall. VFW 715-795-2542



Judy Bourassa, Town Clerk / Treasurer
clerk@barnes-wi.com

Phone: 715-795-2782 Fax: 715-795-2784
3360 County Hwy N – Barnes, WI 54873

Visit: Barnes-wi.com for town minutes

PLEASE ABIDE BY THE TOWN RULES & REGULATIONS.

Fireworks permits are available at the clerks office at a cost of \$5 per day with proof of liability insurance required. By town ordinance, fireworks are only permitted one week before and one week after the Fourth of July

TOWN OF BARNES BOARD MEMBERS

Chairman: Tom Renz - email: tRenz@TownOfBarnesWI.gov
Supervisor: Dave Scully - dScully@TownOfBarnesWI.gov
Supervisor: Jim Frint - jFrint@TownOfBarnesWI.gov
Supervisor: Seana Frint - sFrint@TownOfBarnesWI.gov
Supervisor: Eric Neff - eNeff@TownOfBarnesWI.gov



Barnes Town Road Updates Coming Soon



DID YOU KNOW...

Anyone born on or after January 1, 1989 is required to complete a boating safety course to legally operate a motorized boat or personal watercraft on Wisconsin waters AND Paddle Boarders must have a life jacket on the board (preferably being worn).



WE ARE IN SAND COUNTRY HERE AND THE WATER DRIES UP QUICKLY - PLEASE BE AWARE OF YOUR SURROUNDINGS

CHECK WITH THE DNR OR TOWN OFFICE FOR FIRE DANGER STATUS BEFORE BURNING



SAFETY REMINDER: A PWC (Personal Watercraft) may not be operated at faster than “slow, no wake speed” within:

- 100 ft of any other vessel on any waterbody
- 200 ft of shore on any lake
- 100 ft of a dock, pier, raft, or restricted area on any lake



Let's be safe out there!

Source: WI Boating Laws and Responsibilities handbook. Questions? Call 1-888-936-7463 or visit dnr.wi.gov.

BARNES AREA CALENDAR OF EVENTS: JULY 2022

Sat. Jul 2	VFW POST 8329-CHICKEN BBQ 12 noon at VFW Hall. Smoking Pavilion. VFW AUXILIARY MEAT RAFFLE - VFW & Auxiliary 715-795-2542 or 715-795-2402
Mon. Jul 4	Town Offices Closed for 4th OF JULY HOLIDAY
Mon. Jul 4	PANCAKE BREAKFAST 8am-11am by the Christian Men's Club at Barnes Community Church: 715-795-2195
Mon. Jul 4	4TH OF JULY BAHА CONCESSION STAND & PARKING 10:30am-1pm outside Museum, corner of Lake Rd. & Cty. N. 715-795-3065
Mon. Jul 4	15th ANNUAL PARADE-SIDE FOOD & BEVERAGE STAND 11:30am-?? Cedar Lodge Steakhouse & Grille: 715-795-2223
Mon. Jul 4	TOWN PARADE 12 noon Barnes Town Hall to Barnes VFW Post. The Parade Theme is "Mardi Gras" <i>Everyone welcome to participate. For info, call Melissa S. 218-590-0456</i>
Mon. Jul 4	FLAG RAISING CEREMONY following Town Parade at VFW grounds. Food inside VFW and Popcorn/Nachos outside. VFW & Auxiliary 715-795-2542 or 715-795-2402
Mon. Jul 4	TOWN FIREWORKS at Dusk, Barnes Town Park on Hwy N in Town of Barnes. Refreshments at Town Park before & during Fireworks. Barnes EMS: 715-795-2782
Tues.-Sat. Jul 5-9	FERNS ON SALE: 30% off all Maidenhair ferns, Lady, Wood, Sensitive, and Interrupted Ferns. M&M Greenhouse-Open 10am-4pm: 715-795-2100.
Fri. Jul 8	FRIENDS OF EAU CLAIRE LAKES AREA Board Meeting 1:30-4pm. Location: Barnes Town Hall
Sat. Jul 9	VATTEN PADDLAR CANOE/KAYAK RACE ~ Elite Race - Robinson Lake to Mooney Dam; Lake-to-Lake Race - Middle Eau Claire to Mooney Dam. Contact: David Delforge 952-334-1243
Sat. Jul 16	ANNUAL MEETING OF FRIENDS OF EAU CLAIRE LAKES AREA 9:00-11:30am; Continental Breakfast served at 8:30am. Location: Barnes Town Hall. 612-803-2594
Mon. Jul 18	EAU CLAIRE LAKES CONSERVATION CLUB (ECLCC) Meeting 7pm at VFW Post. ECLCC: 715-379-1553
Tues. Jul 19	REGULAR TOWN BOARD MEETING 6:30pm at Barnes Town Hall: 715-795-2782
Tues. Jul 19	GORDON BARNES GARDEN CLUB Meeting and Garden Tour/TBD. Call 715-835-3410
Tues.-Sat. Jul 19-23	BLOOMS ARE ON SALE: 15% off all plants! M&M Greenhouse-Open 10am-4pm: 715-795-2100
Thur. Jul 21	BARNES AREA HISTORICAL ASSOCIATION, INC (BAHA) Meeting 6pm at the Town Hall: 715-795-3065 (Meeting may be by Zoom-TBD)
Tues. Jul 26	VFW POST 8329 Meeting 6pm at VFW Hall. VFW 715-795-2542
Tues. Jul 26	VFW POST 8329 AUXILIARY Meeting 6pm at VFW Hall. Auxiliary 715-795-2402
Tues.-Sat Jul 26-July 30	NATIVE PLANTS & SHRUBS SALE! M&M Greenhouse-Open 10am-4pm: 715-795-2100
Sun July 31	BAHA ANNUAL FESTIVAL, RAFFLE, BBQ FEED AND COOK OFF: Fri. Jul. 29, 4pm-8pm- Pie Social, Corn Hole, Horseshoes, Beverages. Sat. Jul. 30 BBQ Cook Off and BBQ Feed 8am-6pm. Food & Beverages- Sun. July 31 Noon-3:30pm- Raffle Drawing at 3pm for BBQ. For BBQ information call 715-795-2402. Raffle ticket sale, 50/50, meat raffles and silent auction all three days-715-795-3065 EVENTS HELD AT THE VFW POST HALL ON LAKE RD.
Sun. Jul 31	2nd Half PROPERTY TAXES DUE!!! Payment must be sent to Bayfield County: Pay to the order of Bayfield County Treasurer, P.O. Box 397, Washburn, WI 54891



BARNES SENIOR MEALS - JUNE 2022 MENU

Meals are served at the Barnes Town Hall Monday - Thursday at 11
3360 County Hwy N., Barnes, WI 54873

To reserve your meal please call 715-373-3396. Be sure to include your name, phone number, meal site location & date you are making the reservation for, and how many people it's for.



Meals are at the Barnes Town Hall 12:00 Noon Monday—Thursday
You can visit the Town of Barnes website to obtain the menu and additional details

Week 1: Week 2: Week 3: Week 4: Week 5:

Monday	Tuesday	Wednesday	Thursday
	JULY MENU TO COME		



WE NEED YOUR HELP WITH ROAD CLEAN UP

Please be sure to pick up anything that blows out of your vehicle or trailer.
We have organizations and clubs in town that have “clean up” events.
Check in with them to offer your time.



WE GREATLY APPRECIATE YOUR HELP IN KEEPING OUR TOWN CLEAN & BEAUTIFUL

PLEASE WALK AGAINST TRAFFIC!!!! THIS IS FOR YOUR SAFETY. I do understand in the city you have sidewalks and it doesn't really matter, but in the country we **must ask** that you abide by the “rules of the road”. Bike **WITH** traffic (ditch to your right). **MAKE SURE** your dog is always on the “ditch” side of you and **NOT** on the road side. *I'd like to thank those of you who are walking with your pets away from the road. For those of you I've seen with your pet on the car side of the road, **MAKE THE SWITCH.** If your dog darts toward traffic, you're not in the way to intervene. **The outcome of that is obvious.** Love your pets enough to keep them safe. **NOTE: PLEASE REMEMBER THE STATE, COUNTY AND TOWN LEASH LAWS - YOUR DOG MUST BE ON A LEASH FOR THEIR SAFETY & THE SAFETY OF OTHERS. DO***

QUESTIONS, COMMENTS or CONCERNS

If you have any questions or comments on what you see here, we would like to hear from you. If you have an item that you would like to see in the Barnes Notes and News, please contact Julie (Frierwood) Sarkauskas at barnesnotesandnews@gmail.com

THANKS TO YOU ALL FOR YOUR SUPPORT. GOD BLESS

LIKE US ON FACEBOOK





BARNES COMMUNITY CHURCH

Pastor Jon Hartman

SUMMER WORSHIP HOURS
10:00 a.m. Sunday

3200 County Hwy N., Barnes, WI
Phone: 715-795-2195



Bible Studies
Every Tuesday at 10:00 a.m.
Everyone Welcome

VACATION BIBLE SCHOOL
Please contact the Barnes Church

BARNES COMMUNITY CHURCH FOOD PANTRY

The Barnes Food Pantry is **open the 2nd Wednesday of each month** from 9:00 to 11:00 a.m. for persons living within 15 miles of the church or those living in Barnes, Drummond or Highland.

Please bring identification.

We are located at 3200 County Highway "N", Barnes, WI at the Barnes Community Church.

For further information call:
Dianne Hess at 715-795-2728

(For a map to the food shelf visit: www.barneswi.com)



Please consider making a donation to The Barnes Food Shelf. It is greatly appreciated.

THURSDAY NIGHT

BANGO

6:00 p.m. Start

the WINDSOR

50750 Outlet Bay Road
Barnes, WI
715-795-2315



GARDEN CLUB

We meet the 3rd Tuesday of each month either at the Town Hall or the decided location. Our next meeting will be at Joan Kawells home on June 21st at 1:30 p.m. Bring a chair, your binder, and a pen.

We welcome anyone that would love to join or just sit in and what the fun.

For more information or questions, please contact:
Joyce Rose at jbctrose@netzero.com



TAI CHI




Beginning Monday, June 6th at 9:00 Cable will meet at the Town Park Pavilion. Barnes will meet Wednesday, June 8th at 9:00 with Pickle Ball following at 10:00 Drummond will meet at the lake Thursday June 9th at 9:00

EAU CLAIRE LAKES

WEED HARVESTING

For more information please contact
Julia Lyons at: julia.vanloo@gmail.com



THE BARNES MUSEUM OPENS FRIDAY, JUNE 3RD

Our hours are Friday and Saturday 10:00 a.m. to 3:00 p.m.

WE ARE STILL LOOKING FOR VOUNTEERS !!

Please feel free to stop by the museum or call Florence Prickett at 715-795-2145.

Located on the corner of Hwy N and Lake Road
Check the BAHA website for any upcoming events
(<http://bahamuseum.org/>)



Follow us on Facebook 

The Canoe built by Jack Gribble is now on display at the BAHA Museum.

You MUST stop in and see it. What an accomplishment by this gentleman.



BARNES RED HAT

The Barnes Red Hat Ladies will meet June 5th at Patties Dockside in Lake Nebagamom at 12:00 noon.

Anyone wishing to carpool, please meet at the Town Hall about 11:10.



IT'S "SAFE SUMMER" TIME

Paddle Board Safety Tips:

- **Wear a lifejacket!** - More than 90% of boat fatalities related to drowning involve victims not wearing life jackets, you need one for your safety. You also need one because Wisconsin law, as well as U.S. Coast Guard law, treats paddleboards the same as kayaks and canoes. This means there must be a personal flotation device for each person on board. However, the best way to obey this law and to ensure your safety is to just wear the life jacket.
- **Carry a whistle**
- **Be a competent swimmer**
- **Know how to self-rescue**
- **Know how to tow another board**
- **Know the local regulations and navigation rules**
- **Understand the elements and hazards – winds, tidal ranges, current, terrain**
- **Know when to wear a leash**
- **Be defensive – don't go where you aren't supposed to be and avoid other swimmers, boaters, paddleboards**
- **Use proper blade angle to be the most efficient paddle boarder**
- **take a safety course, [Paddling Safety Course \[exit DNR\]](#)**



BARNES VFW & BARNES AUXILIARY - POST 8329

- July 2nd - VFW BBQ Chicken Feed
- July 4th - VFW Hall & Bar open to public (after parade) food sponsored by VFW Auxiliary
- August 20th – VFW Car Show / VFW Auxiliary Meat Raffle/50-50 Raffle
- September 3rd - VFW Turkey Shoot / VFW Auxiliary Serving Nacho's and Popcorn
- September 10th - VFW Raffle
- November 11th - Honoring Veteran's Day and the 75th Anniversary of the Barnes VFW Auxiliary. Thanksgiving Dinner will be served and all Veterans are welcome !!
- November 12th - VFW Auxiliary Christmas Bazaar
- December 6th - VFW Auxiliary Christmas Dinner




BARNES AREA HISTORICAL ASSOCIATION (BAHA)

July 31st - SUMMER FEST



- COME OUT - HAVE SOME FUN -
HELP SUPPORT OUR CLUBS
AND HISTORY




LED MESSAGING

**VFW is offering advertising on the LED messaging board
The sign can be rented by the week**

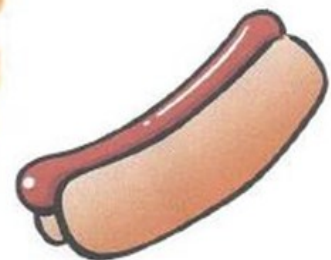
**For further information and rates please contact Tam Larson
715-795-2402**

BARNES
VFW POST 8329
B-B-Q CHICKEN
FEED

Saturday
July 2, 2022
12 NOON-4pm
Bar opens at 11am



**Hotdogs &
brats
also
available**



**MEAT RAFFLES DURING
THE AFTERNOON—STARTS AT NOON**

Sponsored by the VFW Auxiliary

\$2.00 per ticket or 3 for \$ 5.00 or 6 for \$10.00

FOOD & BEVERAGES AVAILABLE (INSIDE)

BAHA'S SUMMER FESTIVAL BIG CASH RAFFLE DRAWING

The Barnes Area Historical Association, Inc. will be holding its annual Big Ca\$h Raffle on

SUNDAY, JULY 31, 2022 AT 3PM
at the VFW Hall on Lake Road in Barnes, WI
PRIZES

First Prize-\$2,000.00
Second Prize-\$1,000.00
15-\$100.00 Prizes
10-\$50.00 Prizes

BAHA "BIG CASH" SUMMER FESTIVAL
Barnes Area Historical Association, Inc.

1st Prize	\$2000.00
2nd Prize	\$1000.00
15 Drawings @	\$ 100.00
10 Drawings @	\$ 50.00

Sunday, July 31, 2022 • 11am until 5pm
Raffle Drawing at 3:00pm • Barnes VFW Hall on Lake Road

*ONLY ONE WINNING PRIZE PER TICKET

Tickets: \$20 Each (ONLY 500 TICKETS SOLD)
NEED NOT BE PRESENT TO WIN
License # P0027498-A-17881

Name _____
Address _____
Telephone _____

No.

Tickets are \$20.00 each. Only 500 tickets will be sold.
For tickets, contact 1-425-318-0851 or 715-795-3065

You do not have to be present to win! All prize money will be awarded.
All profits go to the Barnes Area Historical Association, Inc.

Sharing the History of the Barnes Area Through Preservation and Education

Barnes Area Historical Association, Inc.

BAHA'S ONE DAY SUMMER FESTIVAL

Sunday- July 31, 2022

11:00am -5:00pm

Held at the VFW grounds on Lake Road in Barnes



BIG CASH RAFFLE DRAWING AT 3:00PM

**Need not be present to win the Big Ca\$h Raffle!
Tickets are \$20.00 each. Only 500 sold.**

**Tickets are available the day of the event or you can get
them by calling 1-425-318-0851 or 715-795-3065
prior to the day.**

Door Prizes every 1/2 hour

6 BIG! Meat Raffles

throughout the day!

**Meat raffle tickets are \$2.00 each
or 3 for \$5.00 or 6 for \$10.**




Food and beverages available.

Silent Auction
SOLD

For more information email lupect101343@gmail.com or call 715-795-3065

Due to circumstances beyond our control, our regular 3-Day event must be held to one day only this year. We hope to have the BIG THREE DAY EVENT back next summer. Please excuse us for this change.

Sharing the History of the Barnes Area through Preservation and Education



**BRAND
NEW MENU
AVAILABLE**



- ATM - Credit Cards - WIFI Available -

**Restaurant Hours:
Open 7 Days a Week at 7:00 a.m.**

www.barnestradingpost.com

**Find Barnes Trading Post on Facebook
4170 Cty. Hwy. N, Barnes, WI 54873
Phone: 715-795-2320**

Wilderness Inn
8 Units Available
Wine - Dine - Recline



THE WINDSOR

50750 Outlet Bay Rd
Barnes, WI
715-795-2315

THURSDAY BANGO

**Open Thursdays
4:00 p.m. - 10:00 p.m.**

ROBINSON LAKE RESORT & BAR
Owners: Greg & Kim Dalbec

51825 Fahrner Rd
Barnes, WI 54873

Phone: 715-795-3444
Kim Cell: 612-709-9430

email: Robinsonlakeresort@gmail.com

Hours:

Friday - 3:00 to Close
Saturday 12:00 to Close
Sunday 12:00 to 5:00 p.m.

Ask us about our weekly specials

Call us for Cabin availability



Accessible by
Boat / Car / ATV



American Legion
Stokes Liebman Post 487
Cable, Wisconsin

Your cooperation is greatly appreciated.

Boaters, please remember to remove all mud & weeds from your boats. Drain bilge, live well and motors. Help us prevent the further spread of invasive species. If you would like to further help, consider volunteering to check boats at a local landing this summer.

Contact Barb Clements
715-495-7134



SUMMER'S HERE.....NOPE....YEP

ATTENTION: Effective immediately, the ability to pay property taxes by credit/debit card thru Gov.Pay.Net has been suspended. 2nd installment payments are payable to Bayfield County and can be paid through the county's website.

Please consider donating your items to:

- Local folks that may need a hand
- Salvation Army
- Humane Society Stores
- Local Thrift Stores



OBITUARIES: Remembering Loved Ones Lost

I THOUGHT OF YOU TODAY.

I thought of you today
but that is nothing new,
I thought about you yesterday
and days before that too.

I think of you in silence
I often speak your name,
All I have are memories
and your picture in a frame.

Your memory is my keepsake
with which I'll never part,
God has you in His keeping
I have you in my heart.

lessonslearnedinlifeinc.



OUR THOUGHTS AND PRAYERS
TO ALL WHO HAVE
LOST SOMEONE



THEY ARE ALWAYS
WITH US

WE CAN NEVER THANK OUR
VETS ENOUGH

THEIR SACRIFICES AND
BRAVERY
ARE WHAT WE ARE MADE OF

OUR THOUGHTS AND PRAYERS
TO ALL FAMILIES WHO HAVE
LOST SO MUCH

MATTIE

WE MISS YOU girl.

Our best friend,
confidant, snuggler,
and love.



KEN & MATTIE BOTT



Death Leaves a heartache no one can heal
Love leaves a memory no one can steal.



SOMETIMES.....

OUR LOVED ONES HAVE PAWS.

OUR DEEPEST SYMPATHIES IN THE
LOSS OF YOUR FURRY FRIEND

"It's hard to forget someone who
gave YOU so much to remember"

THEY ARE FOREVER
IN OUR HEARTS



SUPPORT YOUR LOCAL HUMANE SOCIETY

Our sincerest apologies
for anyone we may have
missed.

*Our thoughts and
prayers are with you
and your families in this time of sorrow.*

If you have any information you would like us to
share, please send to:

Julie (Frierwood) Sarkauskas at
barnesnotesandnews@gmail.com



GEORGIA'S

"HAPPINESS IS HOMEMADE"

Come in and enjoy

Tuesday & Wednesday open at 3PM
Monday, Thurs, Friday & Saturday open at 11AM
Closed on Sunday

Ellison Lake Rd, Barnes, WI
Phone: 715-795-2121

NEW MENU



BARNES BOOK CLUB

The June book is "Dewey - The Small Town Library Cat who Touched the World"

We meet the 4th Monday of each month at 1:30 p.m. at the Barnes Town Hall.

Books are available at the Hayward Community Library, just ask at the desk for the Barnes Book Club selection.

Please join us as you have the opportunity and interest in the book. Just drop in, you will be made welcome.



3893 County Hwy N
Barnes, WI 54873

715-795-2155

Tiffanyssalon@hotmail.com

Full Hair Salon / Redkin Products

NIGHTLY SPECIALS 5PM-10PM

Monday AYCE Hand-Breaded Shrimp \$14.99

Tuesday 1/4# Burger Baskets \$6.99

Wednesday Steak Sandwich \$14.99

Thursday Taco Thursday \$3.00

Friday AYCE Fish Fry \$14.99

Saturday Ribs! Half Rack \$13.99 | Full Rack \$16.99



THE RED GERANTUM



State Hwy 27, Barnes
715-795-2168



Unique Cards, Gifts
and Treasures

BARNESTORMERS

Barnes WI Snowmobile Club
We would love to have you!!!!
Check us out on Facebook



LAKE COUNTRY ATV CLUB

3025 East Shore Road
Barnes, WI 54873



Dues:

Commercial \$ 25
Family \$15
Single \$ 10

Paul Solberg, President
Vice President: Jeff Johnson
Treasurer: Bill Webb
Secretary: Kelly Webb

IT'S TIME TO TAKE
AN INTEREST IN OUR
TOWN !

GET INVOLVED
JOIN A CLUB
HELP MONITOR OR
CLEAN UP THE BOAT
LANDINGS

WRITE TO THE TOWN
OFFICE WITH YOUR
CONCERNS OR SEND
THEM TO ME.

WE NEED YOUR HELP
WE CAN'T DO IT
ALONE
WE NEED YOU TO
CARE

P.J.'S

TRAIL PASSES
AVAILABLE

Pat & Kara Foat - Owners
Jct. County Y & Lake Road
Barnes, WI 54873
715-795-2561

CABIN STORE

HUNTING & FISHING LICENSES
INFORMATION STOP * ICE * MOVIE RENTALS
WISCONSIN LOTTERY * GROCERIES
FULL LIQUOR BAR * FOOD AVAILABLE
SMOKING PAVILLION

CHECK US OUT
NEWLY REMODELED
NEW COFFEE
BAR 

We are now an
authorized licensed
"Recreational Vehicle
Registration Center"

Gas, Oil, and On & Off Road Fuel Available

ALSO AT THE CABIN STORE

On-Off sales of beer and liquor. A wide variety of grocery products including canned goods, dry goods, frozen items, candy; a good variety of ice cream, snacks, cheeses and other dairy products. First aid supplies and home remedies.

Try our new Coffee Bar: get a Coffee to go or hot chocolate or Cappuccino.

Bait Store with assortment of bait, Including minnows, leeches, worms, crawlers and waxies—nice assortment of tackle.



A bad day of fishing is still better than a good day at work.



SUMMER TIME -SUMMER TIME...SUMM-SUMM SUMMER TIME



It's the Law...

- * All vessels (including canoes, kayaks and paddle boards) MUST have at least one USCG-approved Wearable life jacket for each person on board.
- * All vessels 16 ft. or more in length MUST have one USCG-approved Throw-able personal flotation device on board that is immediately accessible.
- * Every person on board a personal watercraft MUST wear a USCG-approved life jacket.
- * Federal law requires children under the age of 13 to wear a USCG-approved life jacket while underway in an open vessel on federally controlled waters.
- * All life jackets must be in good, serviceable condition, readily accessible and of the proper size for the intended wearer.



PICKLEBALL
INFORMATION COMING SOON

BEWARE OF SWIMMERS ITCH

Swimmer's itch is a rash usually caused by an allergic reaction to parasites that burrow into your skin while you're swimming or wading in warm water. This parasite lives part of its life in snails and part of its life in ducks. There are already reported cases this season.

Things you can do:

- Keep your beach area clean of snails
- When coming out of the water, dry off right away
- Change out of your swimsuit
- Use Waterproof sunscreen
- Do not feed the ducks

If you do get swimmers itch, there are topical treatments that you can pick up. (i.e., Benadryl, Cortizone, etc.)

REMINISCING - SCHOOL DAYS OF OLD



PEASE SCHOOL — The Pease School is my first choice to bring back as it's very close to my heart and a big part of my family history. My Grandmother, Blanche Frierwood, was the only daughter of 4 children born to Lucius D. Pease and Laura Stocker, Lucius' first wife.

Built in the 1920's, the school was originally known as the Mc Neil School (named after Miles McNeil, the owner of a nearby farm) and was located at the junction of County Road A and Halfway Road between Barnes and Iron River. The School was closed in 1937 due to families moving away. The depression of the 1930s and droughts bankrupted many farmers. Ultimately the school would have to close. The building was moved to Pease Road in 1939, and would become the Pease School. This one room school was a typical design of schools during that period of time. It would be used for teaching grades one through eight.


Classes were held until 1943 when attendance diminished enough that it wasn't conducive to keep the school open. The school would see a few owners in it's lifetime, being used as a hunting shack and residence. The most recent owners, and long time "family" and friends Doug & Carol Westerberg, very generously donated the building to the Barnes Area Historical Association (BAHA) so that many people could see what early life in Barnes was like.

The original Pease School was started in 1924 in one of the Pease Resort cedar log cabins on the Upper Eau Claire Lake. The resort, established in 1916 by L.D. Pease rented the cabins during the summer months, but between Labor Day and Memorial Day the wall between its two bedrooms was removed and it became the Pease School. Typically, five to fifteen students attended each year.

I asked Carol Westerberg, Forrest's widow to help me follow the history of the school and it's owners, she of course, graciously provided the following—

Homeseekers Land Company of Chippewa Falls, WI opened the land available to the public on October 27, 1910. The School District No. 1 of the Town of Barnes, Bayfield County Wisconsin bought the land on June 19, 1939 for \$50. It is believed school sat idle until Julius J. Ihrig bought it from the school district on November 10, 1953 for \$500. He didn't keep it long, George Martin bought it on November 18, 1953, for \$375. (And, yes at a lower price.) The Martin family used it as a deer shack. George then sold it to Forrest H. Johnson Jr., "Jerry", on August 26, 1967 for \$2,000. It happened to be Forrest's birthday. Forrest remodeled the school on his own, only having a bit of help here and there. He had a Hardware store in Spring Valley, WI as well as being a high school teacher in Medford, WI. Carol Westerberg, also a teacher in Medford, started coming to Barnes in the fall of 1971 and only saw the "mostly finished remodeling." It was the typical one room school house with partitions for a coat and supply room. This was evident by looking at the original wood floor because of the new tongue and groove boards Forrest filled in when the wall partitions were removed. There was a big pot bellied stove where the furnace was, with a wood door from the outside near it. There was no indoor plumbing, only an outhouse and a water hydrant out in the front lawn, (unfortunately it was taken away when Carol had a new well drilled and found out later that she could have kept it!) Forrest added 3 rooms upstairs as he planned on having his hunting buddies over during the fall deer hunting season. He also put new windows in. Carol and Forrest both did a lot of finishing such as trim, staining, indoor plumbing, and the stone back for a Franklin fireplace. She mentions, the stone came from the woods or where ever we could find it. I met Forrest shortly after we moved here to Pease Rd., and he became our best family friend.

On December 12, 2018 the Pease School found a new home, being moved from its long time home on Pease Road to the Barnes Area Historical Association (BAHA) Museum located at County Hwy N and Lake Road in Barnes as part of the BAHA Heritage Village Project. It was an emotional moment when the school went by on its way to the other side of town. The school, converted to a cabin after classes were no longer in session, holds much of my family's history as we'd spent a lot of time at that cabin from 1969 to the day it was moved. Our family moved just 1/2 mile away from the schoolhouse in 1969 after a tornado hit our house on County Hwy N in 1968, (I was 5 - yikes) 5 miles from where I am now.



The Pease School Summer 2018. It didn't change much from it's original structure. (The porch was extended and new siding was put on one side)



Pease School on its way to the BAHA Museum Lk Rd & Cty Hwy N, Barnes

Pease Resort School

"As the Pease family grew, the need for a school arose and Mr. Pease fought to establish a school to serve his area of the Town. In 1924, one of the cedar log cabins was converted to a school house. Conversion was accomplished by moving the bedroom partitions to form a fair-sized classroom and a small library room. Every Labor Day the cabin became a school house until Memorial Day. After school closed in the spring, desks and books were stored to allow accommodations for summer guests. This procedure went on until the spring of 1937 when a school house was moved from the north side of Barnes to Pease Road for the children to attend.

"The first year (1924) in the cabin school, there were three students, two Pease children, and a girl who lived across the lake. Edith Carlson of Ashland was the first teacher and she taught this school for four years. During its life time the Pease School had a total of five teachers and they all boarded at Pease Resort. As families moved into the area, attendance fluctuated and reached a peak of fifteen students in 1936 and 1937."

Bayfield County Historical Society files



Pease Resort School Class (1937)

Back row: Linda Wahomeki, teacher, Emily Pease. Della Warner, Edward Valeski middle row: Walter Valeski, Darold Friermood, Merton Warner, front row; David Pease, Patricia Friermood, Herbert Pease, William Friermood, Burton Warner

[Notice the bearded lady in the back row!]

(BCHS Photo Collection)

My Dad, Bill Friermood, Darold, Patricia and Jerry (Jerry pictured below) Friermood were the children of Blanche (Pease) and Darien Friermood. Blanche was the only girl of 4 to Lucius and his first wife, Laura (Stocker) Pease. Emily Pease was the only girl of 4 to Lucius and Emily (Tesch) Pease, his 2nd wife. Dave and Herb Pease were 2 of the 4 sons of Lucius and Elizabeth (Peterson) his 3rd wife.

Pease School

Pease School Class 1941 Row 1 - Virginia and Gladys Norton; Row 2 - Ruby Nell Davis, Herbert Pease, Dave Pease, Richard Warner, Lorraine La Flex, Patricia Friermood, Marilee Barnes (on lap), Row 3 - Margaret La Flex, Peter Pease, Louise Jones, Jerry Friermood, Eugene La Flex; Row 4 - Harriet La Flex, Margaret Kaufman (teacher)

(Margy Kesler photo)



REMINISCING - SCHOOL DAYS OF OLD

Through the Years

(The following was taken from the Barnes Centennial booklet 1905 to 2005 and A Breath of Fresh Air by David Thorson with additional notes and family history of my own)

Paulson School: ca 1890's (not on map)

The first school in the area was near Tomahawk Lake, and according to Fred Barnes, was called the Paulson School. Aside from the Paulson School, there were fourteen schools in Barnes over the years, 1902 to 1947.

Family name: John Paulson

Barnes School: 1921 to 1947 (Map # 1)

Located at the junction of Country Road N and Barnes Road. This was a two room school, built in about 1920. It burned during Christmas vacation in 1947.

Family name: George Barnes

Moore School: 1906 to 1934 (Map # 6)

Family name: Frank Moore

Mc Neil School: 1924 to 1937 (Map # 7)

Located at the junction of County Road A and Halfway Road. The school closed in 1937 when families moved away. The building was moved to Pease Road in 1939 where there were six pupils.

Family name: Miles McNeil

Ulvin School: Became Roe School (Map # 8)

This building was shown on the 1920 Plat Book map. This section of Barnes Road was then County Road A.

Family name: Ole Ulvin

Note: Some confusion exists on the Ulvin School. There are written references about the school; there is a school shown on the 1920 plat-book across from Ole Ulvin's homestead, but no school records were found with the Ulvin name. Ole and Colleen Ulvin had 5 school-aged children in 1910, so it would make sense they had a school for them. The Ulvin's had 3 school-aged children in 1904 when the school was believed to be in operation. Mildred attended the Roe School in 1913-1914 at the age of 9.

Roe School: 1906-1923 (Map # 9) Q11111

The Ben Roe homestead was one-half mile north of this school

Family name: Benjamin Roe

Hall School: 1923 to 1936 (Map # 10)

The Hall School replaced the Roe School in 1921. The building was sold to the VFW Post in 1947, and was torn down for building materials.

Family name: Darlin Hall

Pease Resort School: 1923 to 1939 (not on map)

Was located at the Pease Resort on Pease Resort Road/Pease Road. The school was held in one of the cabins during the school year and then reverted back to a cabin for the summer fishing season.

Family name: L.D. Pease

Pease School: 1939 to 1943 (Map # 11)

In 1939, this school replaced the school that had been operating at Pease Resort since 1924. It closed in November 1943, when there were only three pupils. This building was then used as a residence until it was moved to the Barnes Area Museum Association (BAHA) site for the Heritage project.

Family name: L.D. Pease



REMINISCING - SCHOOL DAYS OF OLD

Through the Years continued

(The following was taken from the Barnes Centennial booklet 1905 to 2005 and A Breath of Fresh Air by David Thorson with additional notes via Barnes Notes and News research)

Lake School: 1923 to 1936 (Map # 12)

This school was closed in 1938 and the building has been used as a private residence since 1940.

Family name:

Little Red School: 1902 to 1921 (Map # 14)

This was the first site of the Barnes School. In 1920, it was replaced with a larger building, as the population increased and became the new Barnes School.

Family name:

Stafford School: 1919 to 1924 (Map # 15)

There are no current roads to this site. In 1919, access was probably through Cable Township roads.

Family name: William Stafford

Denver School: 1909 to 1913 (Map # 16)

The Denver School site was later the location of the Smith School in 1936 to 1939, serving the Denver grandchildren.

Family name: William Denver

Sullivan School: 1929 (not on map)

Family name: Unknown

Smith School: 1935 to 1938 (not on map)

Family name: Unknown

The following was taken from "A Breath of Fresh Air" by David Thorson

School locations and school names were chosen by need. Homesteaders with a "passle" of kids would often donate a corner of their property for the school and the school would then acquire the family's name.

Travel in the early 20th century was horse and buggy style, with the roads being "goat trails" at best. Muddy, boggy and rutted during Summer wet periods, and the winter piled high with snow from November to mid-April or May, travel was difficult. As a result, the one-room schools had to be located close to the students.


Many teachers lived with the families although a few schools (McNeil for one) had living quarters attached. In the 45 year period Barnes had schools, at least 102 teachers are known to have taught in the Barnes schools.



A Photographic Tour



Pease School 1939 - 1947 (Dave Pease Collection)



*Barnes School 1921 - 1948
Photo -1921 (BCHS Collection)*



*Moore School 1905-1934
(BCHS Collection)*



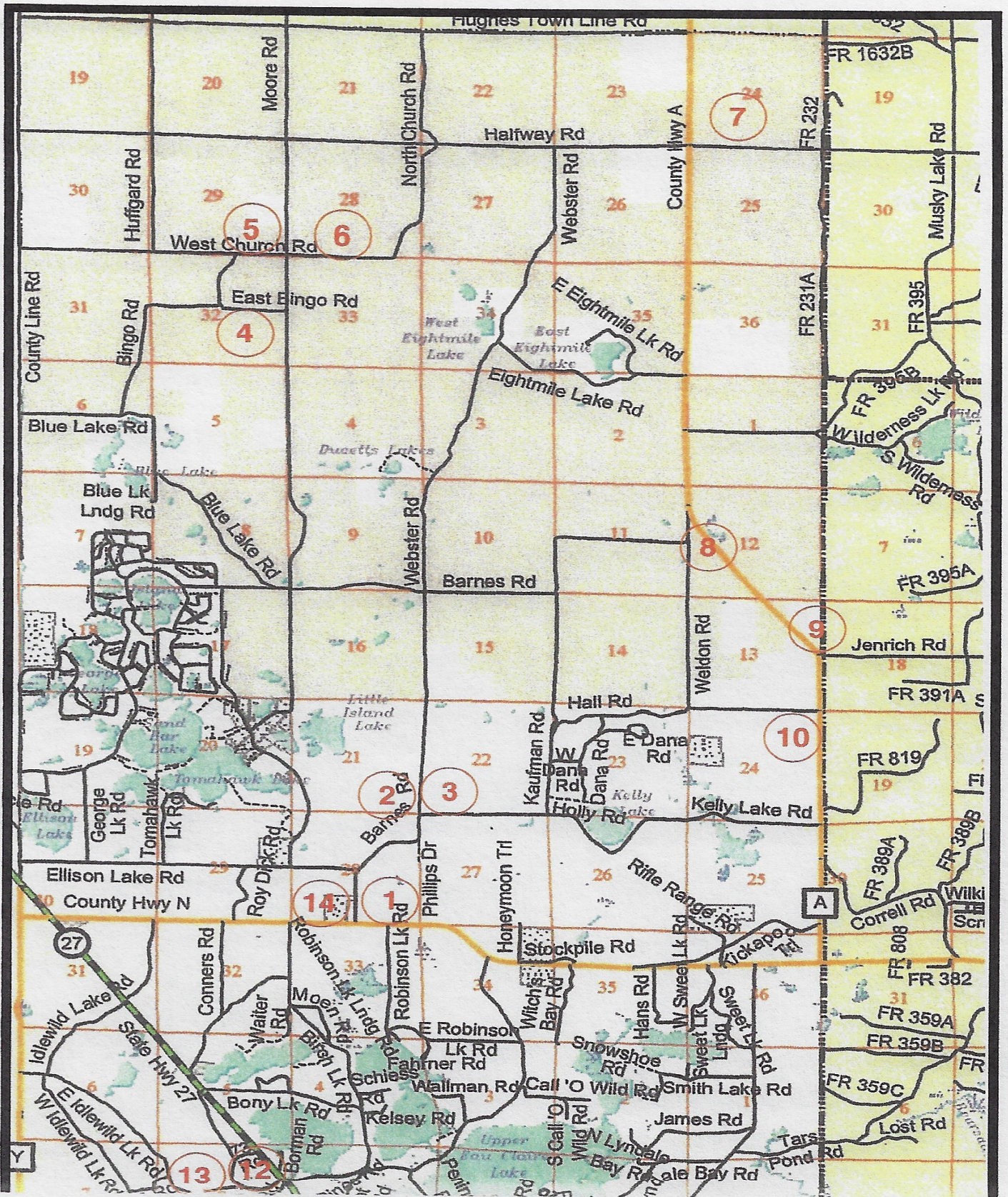
*Roe School 1904 - 1924
(BCHS Collection)*

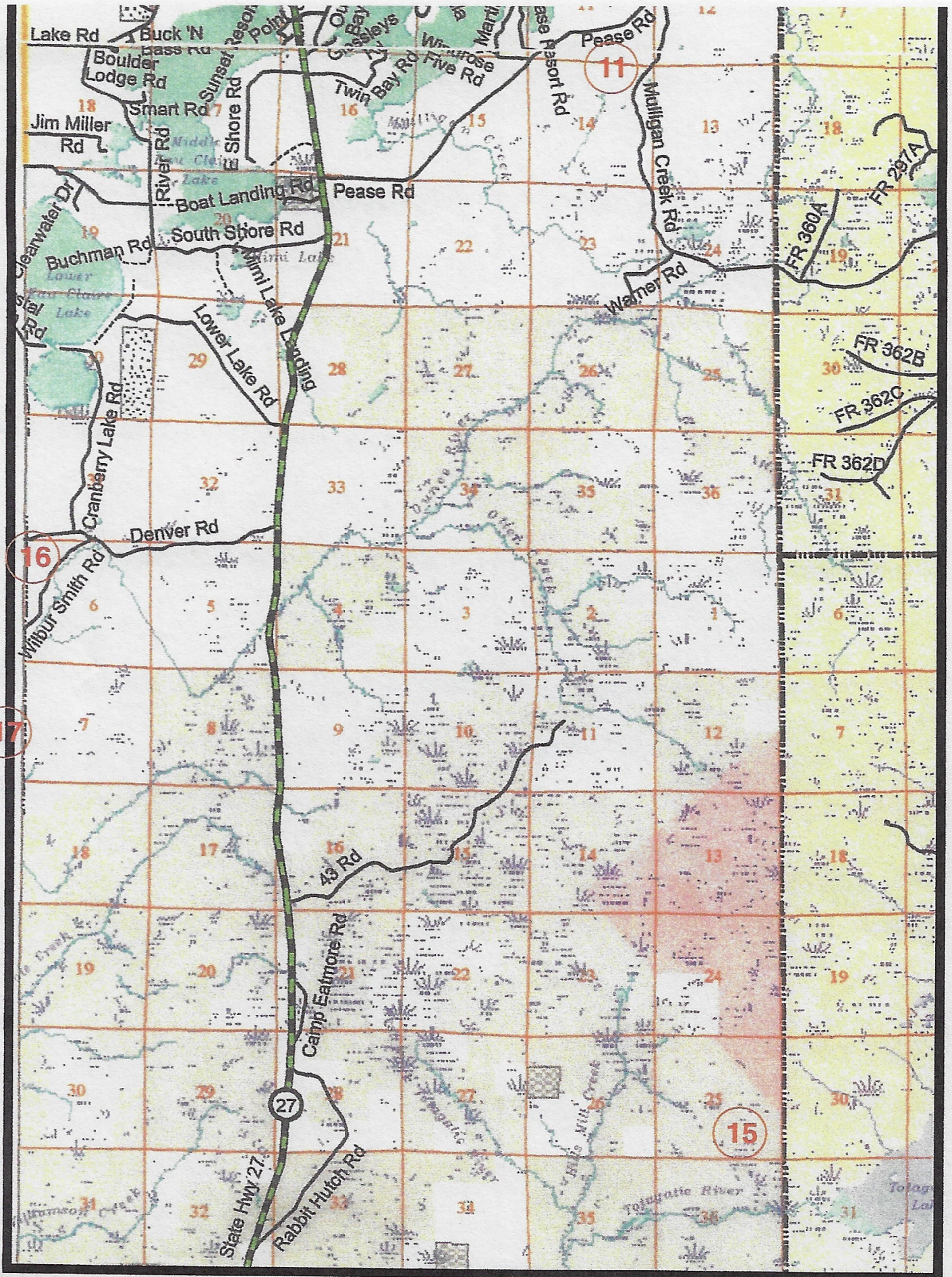


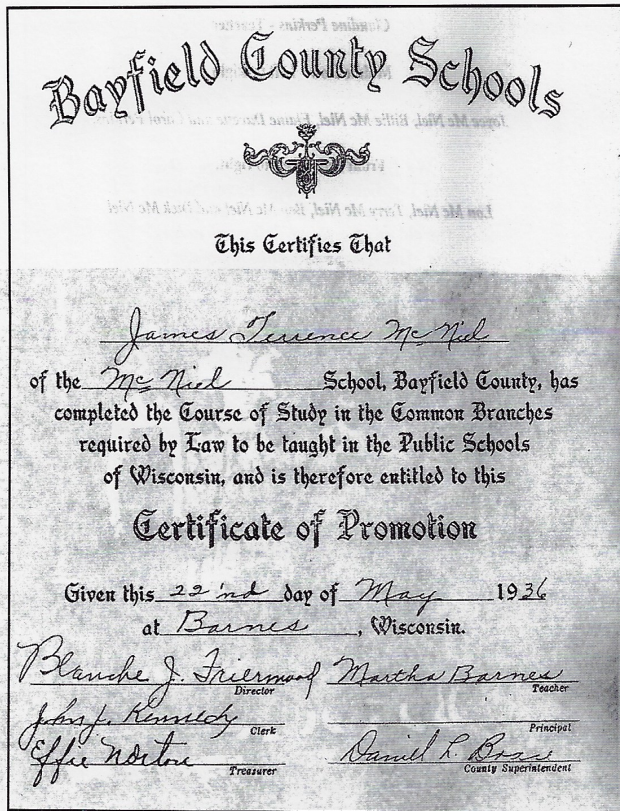
Hulien School 1904 to ca 1943 (Bucholdt Collection)



Believed to be the (John) Schaefer School 1.5 miles west of Lower. The Schaefer School started in 1904. Attended by Caroline Schafer of George Schafer family on Lower Eau Claire. Note different families. (Bucholdt Photo Collection)







Certificate of Promotion for James McNeil - 1936
 (One-Room the Schools
 Claire Bottum)

No Anti-freeze

When I was in high school, we had a Model A Ford that I used to get to the bus at Grilley's Tavern on N.

Anti-freeze was scarce because of the War, and we didn't have any for the Ford.

I'd get up early, start the car, let it warm up a bit, fill the radiator with water, and drive to where the bus picked us up. I'd drain the water when I got there.

After school, I'd get some water from Grilley, start the car, let it warm up a bit, fill the radiator with water, and drive up the Mulligan Creek Road back home.

When I got there I'd drain the water for the night. Then do the evening chores.

Before daylight the next morning, I'd start the car, let it warm up,

Mert Warner



Pease School Class Field trip to the Maple Syrup Sugar Bush - 1941

Elizabeth Pease, Louise Jones, Harriet La Flex, Margaret La Flex, Ruby Nell Davis, Lorraine La Flex, Eugene La Flex, Herbert Pease, Unknown sitting down.
 (Pease Photo Collection)



REMINISCING - SCHOOL DAYS OF OLD

School Days Fun Facts

Facts about the Barnes School District: 1918

- Total District Property Tax \$ 2,000
- Schools in the District = 3
- Teacher Salary \$ 55 per month (\$ 490 annual)
- Operating budget \$ 530
- **School District Teachers 1918:**
Ellen Johnson: Barnes School
Lulu Peterson: Roe School
Della Olson: Moore School
- **School District Teachers in other Years:**
Linda Wahomecki: Pease Resort School
Margaret Kaufman: Pease School 1937
Lillian McDonald Finstad: Barnes School ca 1924
Iva Hall: Roe School



Getting to School

Mulligan Creek Road school families

- Charles Warner family
- Blanche Friermood family
- Valeski family

Back in the day it was quite the challenge to get kids to school who lived down the Mulligan Creek Road (junction Pease Rd). Parents would have to take the kids to school before work and pick them up after work. (Times haven't changed much!)

The School Board was asked to arrange bus pick up but due to budget constraints the request was denied. When they pulled their kids out of school, Board managed to come up with \$ 30 a month to pay a parent to drive the kids from the above families to school.

I remember my dad's stories about when he had to walk down to Pease Rd to catch a ride to school. He would have been going to Drummond school at the time, with siblings Pat and Jerry still attending the Pease School on Pease Rd. He used to talk about walking to school uphill both ways, and ended up it was true! (We've all heard that story)

My grandmother Blanche's step sister Emily Davis (daughter of Lucius Pease and his 2nd wife Emily Tesch) noted in previous works that she remembered paying Mert Warner 10 cents a day for a ride to the school bus.

Sometimes the bus ride would be 4 hours due to pick ups, weather, the state of the vehicles at that time, etc. I can vouch for long bus rides. When my family and I were going to Grandview, Cable and/or Drummond Schools through the years we would have bus rides from an hour to hour and a half, or more depending on weather, etc. as in the early days. Being born and raised in Barnes I know now painful the trips could feel, although, until we got old enough to pay attention to the time, we managed to have fun on the bus playing games, barbies or with hot wheels. (Those of us who didn't get "bus" sick. My sister being one of them, but usually only when we had eggs for breakfast).



Hall School

Grace Christianson, tells about attending the Hall School, which started operation in 1923 and was the place of learning for many Barnes children through 1935.



Hall School Class 1923

“The school was a one-room, shed-like structure covered with black tar paper and lighted with single paned windows. The building was heated by a wood-burning box stove in the center of the room, circled by dinner pails in extremely cold weather to thaw the frozen contents. Furniture consisted of a few shaky school desks, a bench across the back which served as seats for the larger pupils, and a ‘recitation bench’ and rickety teacher’s desk and chair in the front.”

**“Memories of a One Room School”
Bayfield County Historical Society
Historical Happenings, March 1983.**

Barnes: A Breath of ‘Fresh Air’

Barnes School



*Barnes School Class ca 1924;
Back Row (l-r): Maggie Holmes,
Lillian McDonald Finstad
(teacher) Hilda Dick with Grace
Beatrice Howard, Euseba
Kennedy holding daughter Ella,
Ollie Davis holding ?, Winnefred
Morris (Hall), Next Row: Stanley
Barnes, Benny Davis, Fred Dick,
Clinton Davis, Virginia
McDonald (Wilkinson), Ruby
Barnes (Norton), Next Row: Ivan
Dick, Billy McDonald, Alfred
Kaufman, Marion Davis, Agnes
Dick, Robert Morris, Front Row:
?, George Dick, Lucille Dick, ?,
Bobbie Kennedy, Robert Morris,
Mary Ann Holmes, ?.
(Virginia McDonald Wilkinson
Collection)*



Laura Schaefer Fowler (Hulten School teacher) skis to school, carrying her lunch pail. (Gordon Wascott Historical Society - Fowler Collection)

ROE SCHOOL
District No. 2
Barnes Twp., Bayfield Co., Wis.
~~~~~  
IVA HALL, Teacher  
~~~~~  
PUPILS
Edward Gustafson
Leander Jacobson
Alfred Gustafson.
Glenn Hall
Vivien Brown
Ruth Carter
Mildred Ulven
Neale Brown
Hilda Jacobson
Clyde Carter
Edna Jacobson
Stuart Brown
Frank L. Moore, Clerk
Geo. S. Barnes, Treasurer
Fred Brown, Director

Roe School program or report. Note school officers 1913-14 (One Room Schools - Claire Bottum)

Times Have Changed

Rules of Conduct for Rural Teachers

1. Teachers must have legal qualifications.
2. They must keep the school room neat and clean:
Sweep the floor at least once daily;
Clean the blackboards each day;
Scrub the floors and toilets at least once a month.
3. Ring the school bell promptly at 9 o'clock.
4. Raise the flag before the opening of school.
5. Start the fire early enough to have the room warm by 9 A.M.
6. Keep the school in session until 4 P.M.
7. Prepare and present a Christmas program for the community.
8. Observe Arbor Day, to beautify the school grounds.
9. Women teachers may not dress in bright colors.
10. Dresses must be of an appropriate length.
11. Bobbed hair is forbidden. If hair is cut short, a switch must be worn in the classroom.
12. Married teachers will not be hired.
13. Good conduct must be kept in the school, to warrant a renewal of a contract.
14. Teachers who engage in unseemly conduct will be dismissed.
15. Any teacher who smokes, uses liquor in any form, frequents pool or public halls, will give good reason to suspect his worth.
16. The length of the school term is stated in the contract. (either 8 or 9 months)
17. Palatable water must be available in the building each day.
18. The teacher's instruction must prepare the eighth grade students to pass the county examinations, which will qualify them for high school entrance.



REMINISCING - SCHOOL DAYS OF OLD

The Spelling Bee

“The spelling contest held at the Barnes School May 2nd between Lillian McDonald and Ruth Barnes was won by Ruth Barnes. On May 3rd the contest was held at the Moore School, Harry Hilber and Ruth Barnes taking part. At this contest Ruth Barnes was again the winner, and on May 19th she will go on to Washburn.”

The May 10, 1917 edition of the Pioneer reports on a spelling contest in Barnes. [Spelling contests or bees continue to be part of the culture of the good old school days today.]



Students at Pease School showing their school project for which they received recognition. 1942-43 school year.

MORE MEMORIES TO COME

.....
The Barnes Trading Post

Barnes VFW Post 8329

Pease Resort

The Cabin Store

Enchanted Inn

Hilltop Bar and Grill (Fresh Air Post office)

SUGAR BUSH's

Boulder Lodge

Tracks (Doorn's; Sages; Grilley's)

Robinson Lake Bar (Fahrner's Resort)

Sand Point Supper Club

BAHA Museum (Red White and Blue; Goetz's;)

Barnes Town Hall

Sunset Resort

Ellison's Resort & Sylvia's Tavern

Tiffany's Salon (Debbie's Hair Design)

Jim Johnson Construction

Christenson Construction (5 Generations)

Georgia's (Skoglunds)

Lyndale Bay Resort

Tall Pines Bar and Grocery

Traut's Resort

Frontier Supper Club

Cheesie's Lakeview Resort





BARNES AREA HISTORICAL ASSOCIATION NEWS

Greetings!

As the renovation of the Pease One-Room Schoolhouse moves ahead, we continue to search for early schoolhouse items to complete our "replica early 1900s classroom room" within a portion of the building. Artifacts related to all of Barnes' early schoolhouses will be displayed throughout the building, along with historical documents, photographs, collected memories, etc. Our hope is to educate and inspire an understanding of what "life within these schools" was like for students, teachers, and community members.

** If you have any items that might be in need of a "new home", please let me know. They will be warmly welcomed into our schoolhouse and greatly appreciated! I will happily arrange to pick up any items and cover any costs that might be involved. If you have relevant items that are not on our list, please let me know. I'd be interested in learning more about them!

Items being sought for the Pease One-Room School:

- Early US Flag [for wall mount with pole]
- Hand-held slate boards; Erasers & box of chalk
- Organ stool
- Old textbooks – K-8 grade levels [pre-1940]
- Kerosene lamps [wall-mounted style and hanging style]
- Water dispenser [5 gal. pottery with spigot or similar]
- Table model, battery-powered Radio [for "School On the Air" programs]
- Lunch buckets, pails, boxes
- Globe [pre-40s would be interesting - we have one dated to the 70s]
- Cursive writing scroll and other classroom teaching resources
- Small teacher's desk or table



Thanks for your help! Carol LeBreck (715-795-2540)

PLACE YOUR AD HERE
BUSINESS AD
GARAGE SALES
HOUSE FOR SALE
SPECIAL EVENTS

**YARD
SALE**



Online Pricing by Size: (Subject to Change)

Business Card to 1/4 page size: \$ 20 month or \$ 50.00 for 3 months
1/2 Page: \$ 50 month or \$ 120 for 3 months
Full Page: \$ 100 month or \$ 250 for 3 months
Garage Sales: \$ 5 to \$ 15 depending on content



M&M'S Y-GO-BY
BAR-GRILL-CAMPGROUND
 Your hosts Mark and Marilyn Yule
 email: marilynule@yahoo.com

OUR FAMOUS FRIDAY NIGHT FISH FRY
 BROASTED CHICKEN
 LP GAS EXCHANGE * ATM * ICE
 ON/OFF SALE
 CONVENIENTLY LOCATED ON
 ATV/SNOWMOBILE TRAIL # 17 TO DOOR

Meat Raffle first Sat of the month—3:00 p.m.
 13889 S. County Rd Y—Gordon, WI 54838
 Phone: 715-376-2333

Kitchen Hours:
 Tues "Burger & Beer of the Day" Wed—Thurs—Fri—Sat
 Noon to 9:00 p.m.

CLOSED SUNDAY and MONDAY



Deer Grove Resort

On Upper Eau Claire Lake
 Jeff and Maureen Fullington
 Owners

3225 Deer Grove Road
 Barnes, Wisconsin 54873

715-795-2526

Email: info@deergroveresort.com
 Website: deergroveresort.com

Del Jerome DBA Jerome Excavating, LLC

Small loads of gravel, topsoil & rock
 Stump Removal

Mini Excavator, Skid-steer, Small Dump Truck

715-739-6245 or 715-580-0216
 9185 Cty Hwy N
 Drummond, WI 54832

Email: deljerome@cheqnet.net

FREE ESTIMATES
BONDED & INSURED



R-C's DeCoy

53025 State Hwy 27, Barnes WI
 715-795-2556



DJ

Saturday, July 2nd & Sunday, July 3rd
 Starting @ 9 pm !! Lots of fun !!

CABIN & LAWN CARE SERVICE

Dependable & Responsible Care of Your Property
 Complete Year Round Service
 Docks In and Out



Leslie J. Chandler
 Caretaker

Phone: 218-591-0942
 Home Phone: 715-376-2338

Offering the following services -

at reasonable rates:

- Lawnmowing * Dock Entry & Removal
- Tree Service * Firewood
- Landscaping * Garage Cleaning
- Raking * Light Carpentry * Snowplowing

14538 S. Lidberg Bridge Road
 Gordon, WI 54838
 email: ljchandler58@gmail.com



**Justin
 Christenson**

General Contractor

**CHRISTENSON
 CONSTRUCTION**

NEW HOMES • REMODELING • ROOFING • SIDING • DECKS
 FULLY INSURED • LICENSE #1163070

(715) 580-0367 • jchristensonconstruction@gmail.com
 www.jchristensonconstruction.com



MAKE SURE YOU HAVE YOUR PET'S MEDS AND SHOTS UP TO DATE !!

This year is no different than any other so please be sure your pet's shots are up to date, including Lymes, make sure their license is current and that the rabies tag is on their collar. Check the Town of Barnes leash and public area laws to keep your dog safe. If you're just moving to the area, your dog must be on a leash when walking or in public, and, you must have a local License tag. Visitors, please keep your tags up to date and your pet on a leash. You can get the license applications at the Town of Barnes office. Reminder: Kitties need their rabies, distemper, lymes shots and frontline/collars too! (even if they're inside kitties.) SERESTO IS A FANTASTIC PRODUCT FOR CATS AND DOGS .

LOCAL VET INFORMATION: KEEP YOUR VET'S NUMBER HANDY AT ALL TIMES.

NORTHSTAR VETERINARY CLINIC/HOSPITAL

Dr. Sammi Pumala # 715-739-6823
52545 Old 63N, Drummond

SEELEY VETERINARY CLINIC

Dr. John Mundel # 715-634-5996
12942W County Rd OO, Hayward (Seeley)

NORTHLAND VETERINARY SERVICES


Dr. Monica Brilla # 715-372-5590
8560 Topper Rd, Iron River

HAYWARD ANIMAL HOSPITAL

715-634-8971
15226W Cty Rd B, Hayward

**WATCH FOR
PETS IN THE
WATER
WHILE
BOATING**

KEEP YOUR PET SAFE ON THE WATER !!!!!



**BE CAREFUL WHILE GRILLING AROUND
YOUR PETS, THEY DON'T KNOW IT'S HOT**

**BE AWARE OF YOUR PETS PAWS ON THE
ROADS THIS SUMMER. AS WITH THE
COLD, SNOW AND ICE, THEIR PAWS GET
BURNED ON THE HOT PAVEMENT**

How Regularly Should I Be Cleaning My Dog's Ears?

How often is best when it comes to cleaning your dog's ears at home? Under-cleaning can allow infection causing yeast and bacteria to build up, while over-cleaning can strip away healthy wax and lead to irritation. A healthy amount of wax in your dog's ears actually helps lubricate and protect the delicate skin of the canals from infection. You want that healthy layer to remain, so cleanings should really only be performed when the ears are "dirty."

The length of time it takes for a dog's ears to get dirty depends on breed, coat, activity level, wax production, and even humidity. In other words, it varies for every dog. The veterinarians at Banfield recommend once monthly cleanings as a basic rule of thumb for dogs with "normal" ears, however those who swim, roll in the dirt, or have a predisposition to infections may need weekly or daily cleanings.

Check the ears each time you bathe your pup or after a vigorous play session like a trip to the dog park. A simple wipe of the outer ear and pinna (ear flap) is usually enough for healthy ears that have gotten a bit dirty. Apply a small amount of an appropriate, vet-approved cleanser to a cotton ball and simply swab the easy-to-reach outer folds of the ear. To determine if it is time for a good ear *flushing*, lift the pinna and look inside. Do you notice dirt, debris or excess brown buildup in the outer ear? If so, it may be time to break out the cleanser and do a more thorough job by cleaning out the L-shaped horizontal ear canal.

When You Should NOT Clean Your Dog's Ears

Make sure that your pooch is not suffering from an ear infection. If you notice any of the following symptoms along with debris or discharge, do not attempt to clean the ears; consult your vet right away:

- **Odor from the ears**
- **Puritic discharge (pus) or blood**
- **Excess scratching, pawing or rubbing at the ears**
- **Violent head shaking or "ear snapping"**
- **Redness and/or swelling of the pinna or ear canal**
- **Sensitivity or pain when ears are touched**

It is important to make sure that your dog always has positive experiences when it comes to home care so that he or she will trust you with these treatments in the future. When in doubt, it's best to check in with your vet.



I lost Copper in 2018. As you know, it's terribly tough. We lose our loved ones, and that includes our pets. Our babies love us without condition. They help us without effort. They heal our hearts and spirits and never ask for anything in return, except love.

SO GIVE LOVE BACK TO THEM



**GOD
BLESS
OUR
CANINE
VETS**



WISCONSIN BOATING LAWS

UNLAWFUL OPERATION WISCONSIN LAW STATES THAT THESE DANGEROUS OPERATING PRACTICES ARE ILLEGAL:

- Steering toward another object or person in the water and swerving at the last possible moment in order to avoid collision
- Chasing, harassing, or disturbing wildlife with your vessel
- Operating a vessel repeatedly in a circuitous manner within 200 feet of another vessel or person in the water
- Operating a vessel within 100 feet of the shoreline, any dock, raft, pier, or restricted area on any lake at greater than "slow, no wake speed"
- Operating a vessel at greater than "slow, no wake speed" within 100 feet of a swimmer, unless a vessel is assisting a swimmer
- Operating a motorboat, other than a Personal Water Craft, at a speed in excess of "slow, no wake speed" within 100 feet of the shoreline of any lake
- A PWC may not be operated between sunset and sunrise
- A PWC may not be operated at faster than "slow, no wake speed" within:
 - 100 feet of any other vessel on any waterbody, including a vessel that is towing a person on water skis, inner tube, wakeboard, or similar device, or operating within 100 feet of the tow rope or person being towed
 - 200 feet of shore on any lake
 - 100 feet of a dock, pier, raft, or restricted area on any lake
- Steering toward another object or person in the water and swerving at the last possible moment in order to avoid collision
- Chasing, harassing, or disturbing wildlife with a PWC

IT IS ILLEGAL TO DUMP REFUSE, GARBAGE, OR PLASTIC INTO ANY STATE OR FEDERALLY CONTROLLED WATER

**REPORT NATURAL RESOURCE VIOLATIONS
CALL or TEXT: 1-800-TIP-WDNR (1-800-847-9367)
Toll Free-Statewide-24-Hour-Confidential**

See Local Ordinance Chapter 8 at www.barnes-wi.com enforced by Town Constable.

Visit www.dnr.wi.gov and www.boat-ed.com/wisconsin

Volunteer Boat Landing Monitors Needed Due to Severe Shortage

Boat landing monitors on Upper, Middle and Lower Eau Claire Lakes, Tomahawk and Robinson Lakes play an important role in reinforcing state laws preventing the transport of aquatic plants and lake water from lake to lake.

The DNR-funded Clean Boats-Clean Waters Program of the Barnes Aquatic Invasive Species Committee provides funds for hiring boat landing monitors but only if we provide volunteer hours to match 25% of the paid staff hours.

According to Lee Wiesner, Town of Barnes AIS Committee Chair, we are so short of volunteers that we are matching at a rate of 6.8% and this threatens our ability to acquire future continued funding. This summer we have not been able to provide boat landing monitoring at the level needed because of the shortage. Many hours on weekends, the busiest use of the boat landings, are left unstaffed.

Most data point to motor boats and boat trailers as the source of the Eurasian Water Milfoil that has infested Tomahawk, Sandbar and George Lakes and the invasive Curlyleaf Pondweed that has hit Upper and Middle Eau Claire Lakes along with the Eau Claire River from where it starts at Middle to above the lock & dam as it drains toward Lower Eau Claire Lake.

The largest patches of the invasive Eurasian Water Milfoil at Tomahawk Lake is directly in front of and near the boat landing. The only really massive patches of invasive Curly Leaf Pondweed in Middle Eau Claire Lake are in directly in front of the public boat landing. Despite mechanical, suction removal of much of one patch, using the Barnes BAISS pontoon boat from 8am to noon daily during June, 2017, curly leaf pondweed spread to multiple other sites in Middle Eau Claire Lake and to the Eau Claire River.

We need to fully staff the boat landing monitor positions to prevent further introduction of invasive species. Careful removal of all aquatic plants and lake water watercraft leaving the lakes and reminders by the presence of boat landing monitors is a key preventive step relied upon to halt further spread.

Anyone persons who are interested in becoming a volunteer or paid boat landing monitor should contact Barb Clements, (Barnes AIS Committee Clean Boats/Clean Water Boat Landing Monitor Coordinator). **Call:**



Friend who makes wax and lots of honey



Friend who is extra fuzzy and really loves flowers



Friend who pollinates and eats pests but needs more personal space



Collect brushed fur of your pets into a bag and put it into a bird feeder. The birds will take away this fur for their nests and chicks! Turning dog shedding into bird nests (Credit: Huskymika)



Memorial Day Service
Thank you Cable American Legion - Post 487



Thank you to every Veteran that has sacrificed their lives in one way or another to protect those of us you know, those of us you did not know and those of us who have not yet had the privilege to know you. Without you, we would have nothing that resembles Freedom.

GOD BLESS EVERY ONE OF YOU



THANK A VETERAN
EVERY SINGLE DAY ★
WHETHER WITH A WAVE, A SALUTE, A
HANDSHAKE, A HUG, OR A SMILE...
JUST LET THEM KNOW YOU UNDERSTAND
... IT'S ALL "BECAUSE OF THEM"
★ ★ IF IT WASN'T FOR THEM
WE WOULD NOT HAVE US ★





IF AFTER YOU ARE GROWN, YOU THINK BACK ON YOUR FATHER AND YOUR CHILDHOOD AND YOU SMILE, YOU WERE RAISED BY A GREAT MAN.



Doug Westerberg with Son Josh, Grandson Byer & Granddaughter Taiya



Jack & Heidi Friermood with sons Matt and Aaron



Doug Westerberg with sons Minsoo, Josh & Alex



Jeanna & Chad Fullington with their son Brett & daughter Brynn



Matt Friermood with daughters Grace and Chloe & son Jackson with their babies Grizzly, Moose & Lady



Who is this ??



Travis & Remmy Fullington



Bill Friermood & son Kodi



Justin Heise with son Aiden & daughter Ava



Doug Westerberg and daughter Brandy



Frank Sarkauskas w/ Grands Sydney, Owen & Eli



Joc & Austin with momma Kayla Fullington



Kristi & Gary Friermood



Jayme & Gary Friermood



Bill Friermood & daughter Courtney



Lee & Addison Linden



Kevin, Kyle & Rick Friermood



DeWayne, Taylan, Kynslie & Kat Hanson



Eli, Nate, Gabe & Xavier Stepp



MAKI'S CAFE

**NOW OPEN
THURSDAY THROUGH MONDAY**

Come in to see the new Menu and the changes we've made in the dining room. We have weekly specials, as well as daily lunch and breakfast specials.

**Home Cooking, Homemade Pies & Bakery
Breakfast & Lunch all day**

Normal Business Hours

Thursday thru Sun: 7:00 a.m. to 2:00 p.m.
Stan & Phyllis (715) 795-3144



Also selling Bob & Steve's Firewood
(715) 795-3144 or (715) 558-6308
3720 Cty Hwy N, Barnes, WI 54873

ANCHOR YOUR BOATS HERE



**J&M Storage
Jeff Johnson**

53060 Hwy 27
Barnes, WI 54873
Phone: 612-803-0775

STORAGE FOR:

Personal Items, Boats, Pontoons, ATV's,
Snowmobiles, Personal Watercraft and
Dry Indoor Storage
PLUS
Winterizing and Cleaning Available

UNIVERSAL SERVICES

RICK MUNDLE



1090 ELLISON LAKE RD
BARNES, WI 54873
CELL (715) 685-4475
(715) 795-2856

AUTO REPAIR, WELDING, TREE REMOVAL
LAWN AND CABIN MAINTENANCE, SNOW PLOWING
ROOF SHOVELING, SNOW REMOVAL AND MORE

HAPPY BIRTHDAYS

MAY

Deb Rowe
Kari (Roesler) Stepp
Jayme Friermood
Steve Roesler
Tyler Jerome
Doug Westerberg

JUNE

Kristi Friermood
Kat (Roesler) Hanson
Kevin Friermood
Courney Friermood
Kodi Friermood
Matt Friermood

JULY

Bill Friermood (My Handsome Brother)
Bill Sarkauskas (My other Brother Bill)
Aunt O'Leta Dusek (my mom's sister)

Happy Birthday to Those we've lost:

Aunt Viola Friermood - May 25th
Emily Davis - July 6th
Joyce Friermood (my mom) July 10th
Bill Friermood (my Dad) July 16th

Happy Anniversary: Kari and Nate Stepp

**Happy Birthday & Happy Anniversary
to everyone we missed**

**WISH SOMEONE
A HAPPY BIRTHDAY, HAPPY ANNIVERSARY, HAPPY
RETIREMENT, OR JUST A HAPPY DAY!**

SUBMIT TO: barnesnotesandnews@gmail.com



Poison Ivy

Poison Oak

Poison Sumac

RESERVED FOR

GARAGE - ESTATE - CRAFT SALES

FOR SALE - HELP WANTED

JOKES - STUFF

... SOMETHING



HAPPY RETIREMENT - Steve Roesler



Dear Brother-in-Law.... You've been part of our family almost as long as you've been teaching and we couldn't ask for more. You SO deserve this retirement. I think your students would say, and we would agree, if you could only stay 35 and keep teaching the kids forever so they could benefit from your knowledge, laughter, kindness, talent and so much more. The students call you "Sir". The respect and admiration they have for you is unsurpassable.

Your coaching was impressive to say the least! Over the years you coached Volleyball, Basketball, Track and Football. The younger kids that you coach during retirement will be the luckiest of the next generation.



Steve with his Grand Children:
 Left: Eli and Taylan
 Middle: Gabriel
 Right: Kynslie and Xavier

Eli, Xavier & Gabe (Kari & Nate Stepp)
 Taylan & Kynslie (Kat & DeWayne Hanson)
 Such a proud Grampa



Steve Roesler
 History & Religion Teacher - Coach
 McDonell High School
 Chippewa Falls, WI
 1975 to 2022 (All at McDonell High School)

You've been a brother, an inspiration, a teacher a coach, and a friend and we wish you only the very best retirement can give.

Since you are a teacher, I don't want to say that you were "schooled" by mom in scrabble, but I think in 30+ years you might have beat her once. 😄

Left:
 Steve and his daughters Kari (L) and Kathy (R)
 at Gramma Frierwoods



The Steve & Deb Roesler Gym
 McDonell High School



The "Steve & Deb Roesler Gym" dedication. You and Deb gave McDonnell High School your heart and soul for decades. Such a well deserved honor and could not be more proud of you.



God Bless You Mr. Roesler

It is an honor to know you
and So happy you're family



Steve and Grandkids in the new McDonell HS Gym




CONGRATULATIONS

You tied the knot!!!!

Brock & Jordan



WAITING FOR YOUR AD



Sometimes....
You just need to sit with
a friend and say nothing
while staring at the lake.

TOWN OF BARNES TRANSFER SITE & RECYCLING CENTER
2018 HOURS OF OPERATION EFFECTIVE: APRIL 1 THROUGH NOVEMBER 1
SUMMER HOURS: Wednesday, Saturday & Sunday 8:00 a.m. to 2:00 p.m.

Disposable Fees: 13 GAL Bags: \$ 3.00 / 33 GAL Bags: \$4.00 / 55 GAL Bags \$ 5.00
 NO HAZARDOUS DISPOSALS/ITEMS

Call the site at 715-795-2244 before bringing in large items.

SORRY—WE CANNOT ACCEPT TRASH OR RECYCLING FROM BUSINESSES

EMPTY REFRIGERATORS, FREEZERS, WINDOW AIR CONDITIONERS (FULL SIZE) \$ 20.00
 EMPTY REFRIGERATORS, FREEZERS (SMALL) \$15.00
 PROPANE TANKS: MUST BE EMPTY / NO CHARGE
 STUFFED CHAIRS; \$10
 COUCHES/LOVESEAT/RECLINER/TABLES; \$ 30.00 EACH
 MATTRESS/BOX SPRING-ANY SIZE \$20.00 EACH
 HIDE-A-BED/SLEEP SOFA: \$25.00 W/O MATTRESS / \$ 45.00 WITH MATTRESS
 TIRES: CAR/LIGHT TRUCK 5.00 EACH
 LARGE TIRES;TRUCK/TRACTOR -- \$\$ DETERMINED BY ATTENDANT
 TELEVISIONS AND COMPUTER EQUIPMENT NOW CHARGED BY WEIGHT, NOT SIZE
 MISC. FURNITURE; \$5.00 / MISC ITEMS NOT LISTED DETERMINED BY ATTENDANT
 PLASTIC LAWN CHAIRS: SMALL \$ 2 EA / LARGE \$ 3 EA / TABLES \$4 EACH
 CARPETING, PADDING, RUGS, DEPENDING ON SIZE; \$10.00 AND UP
 DEHUMIDIFIERS / COMPLRESSORS \$ 15 EACH
 FLOURESCENT BULBS 8 FOOT; \$5.00 EACH
 FLOURESCENT BULBS 4 FOOT; \$2.00 EACH
 FLOURESCENT BULBS LESS THAN 4 FOOT; \$1.00 EACH
 CFL BULBS (IN DESIGNATED BOX); \$1.00 EACH
 BATTERIES; FREE
 ELECTRICAL APPLIANCES: (STOVE, WASHER, DRYER, MICROWAVE, WATER HEATER) FREE
 METAL, GRASS CLIPPINGS, PINE NEEDELS, BRUSH AND CLEAN WOOD: FREE

**BRUSH AREA OPEN
 ACROSS CTY HYW N FROM THE
 TRANSFER STATION**
 Please, only "natural" brush,
 branches, trees, and stumps

**PLEASE BE SURE TO
 CHECK THE FIRE
 DANGER BEFORE
 BURNING ANYTHING.
 THANK YOU !!**

RECYCLING MYTHS AND FACTS:

The most common items to be recycled are: Mail, paper, glass bottles & jars, aluminum, steel & tin cans, plastic bottles, jugs and tubs.

Myth: Any plastic can be recycled

Fact: Only plastic bottles, jars, jugs, tubs with a # 1,2,5 are recyclable. Plastic buckets / pails and lids are not

Myth: Plastic bags, electronics, medical waste, Styrofoam, plastic totes, lawn chairs, empty oil containers, Amazon/USPS shipping bags, pots and pans can be recycled.

Fact: NONE of these are to go into the recycle bins

Myth: Any item placed in the recycle bin will be recycled

Fact: This is "wish-cycling". Too much contamination will cause the bin to be emptied in the landfill and fines will be levied to the transfer station.

Myth: It is ok to place small amounts of food waste (garbage) in recycle bins

Fact: ALL ITEMS MUST BE CLEAN Nothing with food waste, grease, etc. is recyclable

Myth: Plates, bowls, cups, saucers, glassware are cyclable

Fact: They are not. This includes dirty paper plates/plastic ware and solo cups

ITEMS NOT ACCEPTED AT THE BARNES TRANSFER STATION: Paint, moto oil, gas, explosives, fireworks, ammunition, flammables, antifreeze, lubricants, corrosives, etc. Ask attendant if in doubt. Keep foods and liquids out of recycling. No loose plastic bags, bagged recyclables or Styrofoam.

All cardboard boxes mut be flattened and 3x3 ft or smaller. **No** pizza boxes.

NAMEKAGON TRANSIT BAYFIELD COUNTY ROUTE

Bayfield County and Namekagon Transit are providing a route to serve the southern part of Bayfield County. The route originates in the Barnes area then picks up riders in Drummond and Cable, continuing into the Hayward area. Passengers will then have the ability to transfer to a "circular route" in Hayward, where they can travel from store to store or from one address to another, including the courthouse and various medical facilities. The cost for the service is \$1.00 one way and \$0.50 for seniors and persons with disabilities who have a Transit ID card. You **must** call by 1:00 p.m. the previous day to schedule a ride.

If you would like to have an application sent to you for a reduced fare or have any questions, please call Namakagon Transit toll free at (866) 295-9599 or 715-634-6633.

EVERY TUESDAY

- 9:50 Leaves the Barnes Community Center
- 10:10 Leaves the Drummond Library and Senior Housing
- 10:45 Leaves the Cable area/Rondeau Market
- 11:00 Arrive in Hayward at the Hayward Area Memorial Hospital
- 1:00 Begin return trip to Cable, Drummond and Barnes with stops as needed



Provided by James and Cathy Nieckula

FRIENDS OF THE EAU CLAIRE LAKES AREA

Loon Update: Upper Eau Claire Lake has two nesting pairs this year. Both pairs became parents during the past week or two according to sightings by BAISS boat volunteers/staff and by the volunteers who maintain the nesting platform. The platform nest had two eggs, but only one chick has been sighted so far. One chick was spotted with the other pair as well. Eagles have been circling, but the parents have done a fine job of protecting their young.



The Migratory Bird Treaty Act protects loons and all migratory non-game birds from harassment. In Wisconsin, if you see anyone chasing loons on the open water please report it to the DNR at 1-800-TIP-WDNR.

(This photo, one of our favorites, is titled "Feeding the Chick is a Full-time Job." It was provided to us by Extension Lakes and was taken by Denise Dupras on Lake Namekagon.)

"Your Source for
Native Plants in
Northwestern Wisconsin"



M & M Greenhouse

52716 Robinson Lake Road, Barnes, WI 54873
Phone: 715-795-2100 Cell: 715-816-0256

SUMMER HOURS:

Wed - Sat 10:00 a.m. to 4:00 p.m.

Sundays - Noon to 4:00 p.m.

www.mmgreenhouse.com * alston@cheqnet.net

NATIVE PLANTS & SHRUBS



Come check out
our Selections
and Sales

BE A VOLUNTEER BOAT LANDING MONITOR HELP US WITH A CURRENT SHORTAGE OF VOLUNTEERS

Help us keep our lakes healthy and free of invasive aquatic plants and animals.
Help us monitor compliance with state laws for boats entering and leaving the lakes.

We staff boat landings at Upper, Middle, & Lower Eau Claire Lakes, Tomahawk & Robinson lakes, mainly on weekends and remind boaters to:

- Remove all aquatic plants from boat and trailer
- Drain lake water from boat, motor's lower end, live well
- And more

We now have advanced scheduling for your convenience and can use you any day of the week

Training Provided

The Clean Boats/Clean Waters monitoring program is covered by a DNR Clean Boats/Clean Water matching grant. 25% of paid staff hours must be matched by volunteers and we have not been able to do that this year. PLEASE help.

Would you like to serve as a volunteer boat landing monitor for a two-hour slot on a weekend or other day?

Barnes AIS Committee Clean Boats/Clean Water Boat Landing Monitor Coordinator

Contact: Barb Clements at: 715-495-7134

BARNES FIRE DEPARTMENT and AMBULANCE
 5005 County Hwy N, Barnes, WI 54873
 715-795-2424 for Non Emergency Calls



Fire Chief - Brock Friermood

Volunteer Members:

- Richard Renz
- Robert Skweres
- Damian VonFrank
- Greg Strasser
- Jacob Larson
- Jennifer Peterson
- Josh Peterson
- Leevi Frint
- Roseanne Peterson
- Whitney Jeanetta
- Zack Zepczyk



Ambulance - Brett Friermood

Volunteer Members:



THANK YOU FOR YOUR DEDICATION TO KEEPING OUR COMMUNITY SAFE



**FOREST POINT RESORT
 &
 GOLF COURSE**

On Lower Eau Claire Lake
 13702 S. Crystal Beach Road
 Gordon, WI 54838
 Phone: 715-376-2322
 Web Site: forestpoint.com



REMINDER:

Please have your ads, articles or stories to the paper by the 20th of each month to ensure placement in the next month's issue.

We will try to accommodate items received after the 20th. (please note that we do have certain items that cannot be received until just before issuance and spots are reserved for these monthly entries.)

Email any items you may have to: Julie (Friermood) Sarkauskas at barnesnotesandnews@gmail.com or call: 715-795-2775



Barnes/Gordon Wednesday Night Men's League
 Call Dick or Andrea at 715-376-2322 for tentative start date and additional information.

Men's Tuesday Morning Scramble

All men are invited to come and have fun golfing in this scramble. No sign up needed, just come! \$ 3.00 entry fee. Call course for more info at: 715-376-2322

THE DRUMMOND LIBRARY



Free Wi-Fi throughout the building

HOURS:

- Monday:** Closed
- Tuesday:** 10-5
- Wednesday:** 10-5
- Thursday:** 10-6
- Friday:** 10-5
- Saturday:** 9-1
- Sunday:** Closed



- THURSDAYS -

**TWO PEOPLE FOR THE PRICE OF ONE
 "MUST BRING THIS COUPON"**

In order to qualify for the "two for one" pricing
 Thank you. Forest Point Resort & Golf Club

Monday Night Couples League



Contact Sharon Hough 715-795-2320 for info

Come and play our well kept 36 par golf course
 Clubs, pull carts and riding carts available to rent
 Full bar-Game Room-Cabins Available
 Lakefront Beach w/Sandy Bottom—Playground



ADDRESS: 14990 Superior St, Drummond, WI 54832
PHONE: (715) 739-6290

BAYFIELD COUNTY

Bayfield County is recruiting for an additional Youth Services and Support Coordinator. We are interested in finding the right individual to work with families; please share this with anyone you think would make a quality case manager, as it could really help the search!

<https://www.governmentjobs.com/careers/bayfieldco/jobs/3580102/youth-support-and-services-coordinator>

The Children's Long-Term Support (CLTS) Waiver Program is a Home and Community-Based Service (HCBS) Waiver that provides Medicaid funding for children who have substantial limitations in their daily activities and need support to remain in their home or community.

Historically, there was a waiting list for CLTS. Wisconsin Department of Health Services (DHS) established the continuous enrollment initiative in 2021.

Continuous enrollment is a process that helps kids join the CLTS Program faster. This new initiative has allowed Bayfield County to serve many more children with disabilities. It has been a challenging time for the Support and Service Coordinator to keep pace with the number of children on the case load who need service coordination.

If you have any questions regarding Bayfield County Programs, please contact:

Carrie Linder, CSW
Aging & Disability Services Manager

Carrie.linder@bayfieldcounty.wi.gov

Please note Bayfield County Human Service email addresses have changed as of 01/25/21.

Aging and Disability Resource Center of the North
Bayfield County Department of Human Services
PO Box 100
117 East 5th St.
Washburn, WI 54891
Phone: 715-373-3350



THANK YOU FOR "GOING GREEN"

Thanks for your support in our efforts to save on paper and costs. You can now get your ONLINE PDF copy on the Town of Barnes Web-site.

Community / Barnes Notes and News
Email: barnesnotesandnews@gmail.com

I'M SO OLD THAT:



I've dialed a rotary phone that didn't have an answering machine;
Recorded a song that I love off a transistor radio onto a tape recorder;
Watched a black & white TV with less than 10 channels that had foil on the rabbit ear antennas;
Taken a long walk without counting the steps; and
Eaten food that I didn't take pictures of.

JUST FOR LAUGHS

- * My wife told me to stop impersonating a flamingo. I had to put my foot down.
- * I went to buy some camo pants but couldn't find any.
- * I failed math so many times at school, I can't even count.
- * I used to have a handle on life, but then it broke.
- * I was wondering why the frisbee kept getting bigger and bigger, but then it hit me.
- * I heard there were a bunch of break-ins over at the car park. That is wrong on so many levels.
- * I can't believe I got fired from the calendar factory. All I did was take a day off.
- * I was addicted to the hokey pokey, but then I turned myself around.

This little light of mine



I'm gonna let it shine

**AGE YOURSELF
BY NAMING AN ATHLETE
YOU USED TO WATCH
WHEN YOU WERE
YOUNGER.**

**DON'T EVER LET ANYONE
TELL YOU THAT FAIRYTALES
AREN'T REAL. I WAKE UP
EVERY MORNING TO DRINK
A POTION MADE FROM
MAGIC BEANS THAT BRING
ME BACK TO LIFE.**

WISCONSIN FAMILY AND CAREGIVER SUPPORT ALLIANCE BAYFIELD COUNTY

Contact: Lynn Gall, (608) 266-5743 or Harriet Redman, (920) 968-1742

When a Workforce Shortage Crisis and a Caregiving Crisis Meet

“Wisconsin Working Caregivers: Strategies and Resources for Employers”

For more information, please visit [Wisconsin Family Caregiver Support Program \(wisconsinfamilycaregiver.org\)](http://wisconsinfamilycaregiver.org).

Madison, WI – The workforce shortage crisis being felt by businesses across Wisconsin includes a characteristic that is often overlooked: The need to support family caregivers in the workplace.

Employers experience a drain on productivity when employees struggle to balance their work lives with the responsibilities of caring for children, aging relatives, or disabled family members. In a recent survey, more than eight in ten employed caregivers in Wisconsin reported having their work life interrupted, resulting in workplace accommodations such as using flex time, reducing work hours, or quitting work entirely.

“Without adequate support, working caregivers and their employers suffer,” said Lynn Gall, Family Caregiver Support Programs Manager for the Wisconsin Department of Health Services and member of the survey project conducted by the Wisconsin Family and Caregiver Support Alliance (WFACSA). “The results showed us the challenges faced by working family members and friends and the businesses that employ them. Our goal at WFACSA is for every employer in Wisconsin to know about our state’s free Aging and Disability Resource Centers (ADRCs), family caregiver support programs, and other community organizations available to help support their employees.”

Conducted in partnership with UW-Madison Division of Extension, [the Wisconsin Working Caregivers Strategies and Resources for Employers](#) report published by WFACSA provides insight into challenges of recruiting and retaining employees in the current job climate. It also identifies opportunities for businesses to make positive changes simply by tapping resources already available in every Wisconsin community.

Numerous studies, including a [Harvard Business School](#) project called “Managing the Future of Work: The Caring Company,” note that employers can attract and retain more workers by helping staff balance work and family caregiving responsibilities. Employers may not realize that one in four working-age adults provides care or financial assistance to an older family member or loved one with a disability or long-term such as an adult child, spouse, or other loved one. This means that at least one quarter of potential hires and those currently working are balancing home and job responsibilities in addition to traditional child rearing.

“We learned that a few small changes can transform businesses into a place where employees will want to build a long career,” says Harriet Redman, Executive Director of WisconsinSibs and member of the WFACSA project. “That is why we are excited to share our survey results and open the conversation around the free and low-cost strategies and resources already available to support businesses.”

The survey also found that nearly 3/4 of respondents were not meeting their own personal needs, such as taking care of their own health, and 2/3 had difficulty balancing care for someone at home. Seventy-two percent said they were tired or worn out all the time, while 90 percent said their 2 emotional or physical health had worsened since taking on a caregiving role. (2-page synopsis of survey findings [here](#).)

Approximately 40 million Americans are providing care to an adult family member or friend, and nearly 60% of them (approximately 24 million adults) also work a paying job. Even more workers are providing care for a child with disabilities or special healthcare needs. Not only do employed caregivers experience high levels of stress, but their dual roles also impact their careers and employers.

The UW Division of Extension Employed Caregiver Survey is free and available to any employer interested in surveying their own workforce.

Click the “How To Host a Survey” tab at: <https://fyi.extension.wisc.edu/agingfriendlycommunities/employed-caregiver-survey/>

The mission of the [Wisconsin Family and Caregiver Support Alliance](#) is to raise awareness of family and caregiver support needs and increase the availability of and access to services and supports - both paid and unpaid - which will keep people across the lifespan engaged in their community as long as they desire. For information about the Alliance and to find resources to support families and provide care for a loved one, visit <http://wisconsinfamilycaregiver.org/alliance>

Carrie Linder, CSW
Aging & Disability Services Manager

Carrie.linder@bayfieldcounty.wi.gov



Fluorescent Lamp recycling

Wisconsin's **Focus on Energy** has sponsored a fluorescent lamp (curly type) recycling program. Residential bulbs can be recycled at the following participating local retailers:

Hayward - Ace Hardware and Co-op Hardware
 Poplar - Poplar Hardware
 Solon Springs - Solon Springs Mercantile

Some 5 million Compact Fluorescent Lamps are being sold in Wisconsin annually. While these bulbs save energy and reduce the emissions from power plants, they also contain mercury and should be recycled. According to the Mercury Product Flow Model developed for DNR, an estimated 263 kilograms (580 lbs) of mercury were released to the environment from fluorescents in 2000 -- and this was before the rapid increase in sales of compact fluorescents. The Council on Recycling has chosen mercury-containing products as one of its priorities for improving management, and, where possible, the elimination of the use of mercury.

Focus on Energy has set up a program to facilitate the take back and recycling of fluorescents at over 250 retailers throughout the state. Their web page has a locator for these businesses www.FocusOnEnergy.com. (Under 'Store Type', choose the listing for 'CFL Recycler'.)

WE STILL HAVE BUTTONS !!

“THERE IS A BARNES, WISCONSIN”

Back in the 70's, the Barnes Homemakers Club sold these buttons for fundraisers.

Tom Van Delist came across one of the buttons in his mothers belongings and decided it was time to bring them back.

The buttons were sold to help raise funds to support the new storage building for the Barnes ATV and Snowmobile clubs. Also, for the Barnes Notes and News.

The buttons are \$ 3.00 each or 4/\$10.00
 We don't want the remaining buttons to sit....so let me know when you're ready to get some more!!!

**THANK YOU FOR YOUR SUPPORT
 IT IS SO GREATLY APPRECIATED**

Eau Claire Lakes Conservation Club

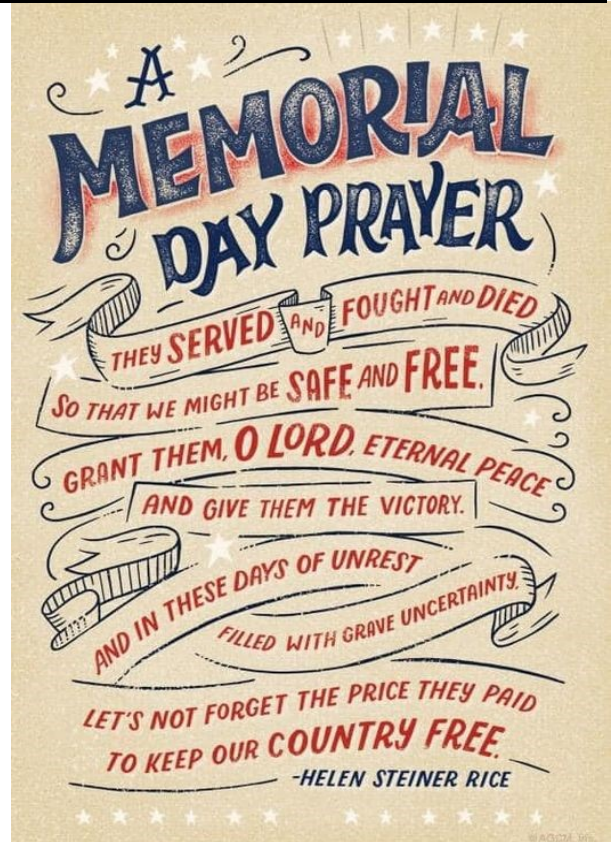

The club welcomes volunteers and other interested individuals.

We hope to see YOU at the next meeting!

Questions? Please contact:
 Fred Kawell at 715-379-1553



Mark your calendars! We are excited to co-sponsor a boating safety event with the Town of Barnes at Tomahawk Lake Park on Saturday, June 25, 10:00 – 11:30 am.
 Invited speakers include Rick Peters, WDNR Warden



We all have that one friend who's not quite right!!!



.....for Kelly

“

Sometimes you lie in bed at night and you don't have a single thing to worry about. That always worries me!”

CHARLIE BROWN

PICKY EATER TEST

**1 Point For Everything You WON'T eat.
What's Your Score?**

- | | | |
|----------------|------------------|-----------------|
| ketchup | garlic | peas |
| mayonnaise | tofu | strawberries |
| mustard | onion | oranges |
| ranch dressing | carrots | watermelon |
| vinegar | lettuce | banana |
| soy sauce | cabbage | apples |
| cheese | tomatoes | pineapple |
| blue cheese | brussels sprouts | grapefruit |
| raw fish | zucchini | grapes |
| cooked fish | cauliflower | coconut |
| canned tuna | broccoli | wheat bread |
| oysters | bell peppers | sourdough bread |
| crab | spinach | eggs |
| shrimp | cucumbers | milk |
| snails | asparagus | coffee |
| chicken | celery | tea |
| beef | eggplant | raisins |
| steak | mushrooms | peanut butter |
| pork | pickles | dark chocolate |
| ham | beans | white chocolae |
| turkey | olives | yogurt |
| bacon | avocado | nutella |

AND SO, HOW MANY POINTS DID YOU GET???? _____

SUDOKU

COMING IN NEXT ISSUE
STAY TUNED

GENEALOGY

It is so important to have a connection with your family tree. Not only does gathering information make it easier for your children to pick up the process, it will spark something in you that you didn't realize you were looking for.

Start with your immediate family, branch to your grandparents and then just keep reaching further back.

Several websites are out there to help start your project:


Ancestry.com
Genealogy.com
My Heritage.com
FamilySearch.org

Start your Family Tree Today.
Don't wait!

Your loved ones won't always be there to tell the stories and provide the information.



**TRUST ME
IT'S WORTH IT !**



COLOR ME FOR BERRY SEASON

Medicare

Vitamin D
Brain Wellness Check
Seasonal Affective Disorder
And more...

Sponsored by: UW Extension

University of Wisconsin
Bayfield County
County Administration Building
117 E. 5th Street
Washburn, WI 54891
Phone: 715-373-6104
Fax: 715-373-6304
Office Hours:
8:00 a.m. - 4:00 p.m.
Monday through Friday

Website:
<http://bayfield.uwex.edu/>

ADRC

Hours of Operation:

8:00 - 4:00 Monday through Friday
Phone: 1-866-663-3607

Visit the ADRC office:

117 E. 5th Street
Washburn, WI 54891

Appointments are not necessary but are helpful.

Website: www.adrc-n-wi.org



BILL'S GARAGE

**AUTO & TRUCK REPAIR
ASE CERTIFIED & INSURED**

48670 US Highway 63 - Drummond, WI
Phone: 715-739-6969

HOURS: FORTHCOMING

**BATTERIES + TIRES + TIRE REPAIR + TUNE UPS
BRAKES + EXHAUST + COOLING SYSTEM FLUSHING
OIL CHANGE + LUBRICATION
COMPUTER DIAGNOSTICS + STEERING
SUSPENSION + TRANSMISSION REPAIRS**

*FOR THOSE OF YOU IN THE BARNES
AND EAU CLAIRE LAKES AREA*



**TAKE THE SHORT DRIVE TO
DRUMMOND, JUST SOUTH ON US 63**



**TALK TO BILL KOKAN
OVER 30 YEARS EXPERIENCE
CARS-VANS-LIGHT TRUCKS**

**KEEPING THE WHEELS TURNING IN SOUTHERN
BAYFIELD COUNTY**

.....ONE CAR AT A TIME

Medication Drop boxes in Bayfield County

Sara Wartman, BSN, RN Director/Health Officer
Bayfield County Health Department

With support from the Security Health Plan grant and other local funding sources, Bayfield County Health Department has installed three medication drop boxes and three sharps containers throughout the county. The medication drop boxes are located at the Bayfield County Sheriff's Department, Bayfield City Hall and the Iron River community Center. You can now dispose of old or expired medications at these locations.

Accepted Items: Prescription medications, control and non-controlled medications; over the counter medications; medication samples; vitamins; medicated ointments or lotions; inhaler.

3 Sharps Boxes are also stationed in the area. Contact Bayfield County for locations.

PICK YOUR OWN BERRIES

CHECK OUT LOCAL FARMS at: Bayfield Chamber of Commerce: # 715-779-3335 or www.bayfield.org

**There are many "Pick your Own" farms
in the Northern Wisconsin area.**

Apple Hill Orchard # 715-779-5425


Bayfield Apple Company # 715-779-5700
(mid July - Tart Cherries)

Blue Vista Farm # 715-779-5400
(mid July - August - Raspberries)

North Wind Organic Farm # 715-779-3254



FUN AND GAMES



Ice Cream Flavors Word Search

M C F R E N C H V A N I L L A
 A H T U N L A W E L P A M A B
 E O O U D T B U B B L E G U M
 R C B F I G V E E P E R E R C
 C O U E N T E N O F P E E U O
 D L T P L E I R S C F H A M V
 N A T R E L T H I F H E I A R
 A T E N A T I L O P A E N N I
 S E R R C E C C R E P I R D A
 E M P I H C T N I M L L W R I
 I T E H T H E I R L C A E A Y
 K T C H O C O L A T E C H I P
 O O A R Y R R E B W A R T S D
 O O N T I G E R T I G E R I G
 C H O C O L A T E A L M O N D

- Bubble Gum
- Butter Pecan
- Cherry
- Chocolate
- Chocolate Almond
- Chocolate Chip
- Coffee
- Cookies and Cream
- French Vanilla
- Fudge Ripple
- Maple Walnut
- Mint Chip
- Neapolitan
- Praline
- Rum and Raisin
- Strawberry
- Tiger Tiger
- Vanilla



FUN AND GAMES

Across

1. Zingy taste
5. Sports data
10. Peak of perfection
14. Butter substitute
15. Appropriate for Halloween
16. "Pinocchio" goldfish
17. Accountant's financial strategy
19. Hamlet kin
20. Furtively
21. Halloween figures
23. Bit of sun
24. Mountain goat feature
25. St. Bernard's sound
29. Word with rain or sport
30. Chicago setting (Abbr.)
33. Ancient Hebrew prophet
34. Get ready for the wedding
35. Long stride
36. Takes into a count?
37. Keen-eyed
38. Part of Y.S.L.
39. Like some thoughts
40. Pb
41. Unexpected pleasure
42. They're of the highest grade, briefly
43. Distinctive style
44. Type of tomato
45. Gave a fig
47. Love or dove sound
48. Harald V's domain
50. Some babysitters
55. Square footage
56. Flag-carrying group
58. Jury member
59. Waugh and Baldwin
60. Exciting intro for boy or girl
61. First class
62. It may be past or present
63. Vichyssoise veggie

1	2	3	4		5	6	7	8	9		10	11	12	13		
14					15						16					
17				18							19					
20									21	22						
				23				24								
25	26	27	28				29					30	31	32		
33							34					35				
36							37					38				
39							40				41					
42							43				44					
		45	46						47							
48	49								50				51	52	53	54
55							56	57								
58							59						60			
61							62						63			

Down

- | | |
|---|--|
| <ol style="list-style-type: none"> 18. Substantial subs 22. Haberdashery item 24. Get on 25. Perspiration units 26. More mature 27. Type of television 28. It may sting 29. Jerk partner 31. Asparagus unit 32. Short-tempered 34. Make one's case 35. Old stringed instrument 37. Prowling feline | <ol style="list-style-type: none"> 41. Daring beachwear 43. Significant time 44. Sandpaper rating 46. Cognizant 47. Everglades critters 48. Winemaker's valley 49. Sandwich-style dunker 50. Small valley 51. Twofold 52. One of a pair 53. Johnson of "Laugh-In" 54. Mt. Rushmore's state 57. Guadalajara "Rah!" |
|---|--|

1 Down:

1. Yellow Brick Road Traveler
2. Cape Canaveral;s Sheppard
3. Queue Call
4. "Good Golly"
5. Have trouble deciding
6. London tube
7. Full of pretensions
8. Have no loose ends
9. Snorkel, for one
10. One with parts
11. Sunshine reducer
12. Cry like a kitten
13. Many moons



HAWAIIAN PINEAPPLE CAKE

Ingredients:

2 c all-purpose flour
2 c sugar
2 eggs
1 tsp baking soda
1 tsp vanilla
pinch salt
1 – 20 oz can Crushed pineapple (undrained) in its own juice – **not in syrup**
1 c chopped nuts (optional)

Heat oven to 350

Cream Cheese Frosting
1/2 c butter or 1 stick
1 – 8 oz cream cheese, softened
1 tsp vanilla
1 1/2 c confectioners' sugar
coconut for garnish – optional



DIRECTIONS:

Mix all of the cake ingredients together in a bowl.
Pour into a greased 9X13 inch cake pan
bake at 350 for 35 – 40 minutes (until top is golden brown).

Frosting:

Beat butter, cream cheese and vanilla together until creamy.
Gradually mix in powdered sugar.
Frost cake with cream cheese frosting while still warm.
Sprinkle with chopped nuts if desired.

FUTURE CROSSWORD ANSWERS

FUTURE SUDOKU ANSWERS

I just burned 2,000 calories. That's the last time I leave brownies in the oven while I nap.

Pool party at my house tomorrow. Bring the pool please.

Pretty excited. Our loan was approved. We're closing on a full tank of gas this weekend.

Never put off till tomorrow what you can do the day after tomorrow just as well."

MARK TWAIN

Why is there so much month left at the end of the money?


- John Barrymore -

One Pot Lasagna Soup

Prep Time: 15 Min | Cook Time: 25-30 Min | Servings: 8

Ingredients:

1 LB Beef (Ground)
1 LB Italian Sausage (Ground)
10 Lasagna Noodles
1 Onion (Chopped)
24 oz Jar of Pasta Sauce
4 tsp Garlic (Minced)
8 cup Chicken Broth
2 tbsp Tomato Paste
14 oz Can Diced Tomatoes
1 tsp Sugar
2 tsp Balsamic Vinegar
2 tsp Basil
1 tsp Oregano
1 Bay leaf
Salt and pepper to taste



Instructions:

- Add the ground beef, onion, and sausage to a large pot over medium-high heat, and cook until completely browned. Drain any excess fat
- Return the pot to the stove, mix in the garlic Saute' for 30 seconds
- Pour in the pasta sauce, diced tomatoes, tomato paste, chicken broth, sugar, balsamic vinegar, basil, oregano, bay leaf, and salt and pepper to taste
- Cover and bring to a boil
- Break the lasagna noodles into pieces, and place in the pot
- Reduce the heat to medium-low and cook until the noodles have softened
- Top with parmesan cheese, mozzarella, or ricotta, and serve

**3 cups whole pecans
1/2 cup butter
1 cup brown sugar
1/2 cup corn syrup
dash salt
7 oz sweetened condensed milk
1/2 tsp vanilla
1 1/2 cups chocolate chips
1/2 tsp vegetable oil**

HOMEMADE TURTLES



GOOD EATS - RECIPES

Just because we can in the summer too!

I never knew how much I had actually paid attention to mom when she canned until my first try at it. I remembered everything, even to seal it with a "little love." But after mom passed away, it was like I'd never canned before! I kept turning around to ask her what to do next.

Canning is a perfect way to make those memories with your family, and canned goods are such a wonderful gift to give.

Spend time together making memories, as they are beyond priceless.

READY TO START CANNING ?

Here are some items that you'll need or may want to try to get started using the boiling water bath method of processing.

LARGE STOCKPOT: Choose a stockpot that holds at least 12 quarts and is tall enough to allow the jars to be fully submerged during processing.



LADLE: Allows you to safely pour the mixtures into jars through the funnel.

JAR FUNNEL: Place in the mouth of the jar to fill without spilling.

JAR LIFTER: Safely lift lids out of hot water with magnetic end.

BUBBLE REMOVER & HEADSPACE TOOL: Slide into the side of filled jar to release any air bubbles and measure headspace.

TONGS (with coated handles) Safely lift foods during canning or cooking.

JAR LIFTER: Safely remove hot jars from boiling water with one hand.

GLASS CANNING JARS, LIDS AND BANDS: Fill the glass jars with your yummy creation, then seal in the freshness with one-time-use lids and reusable bands.



BEFORE YOU START

Before you start canning, read recipe instructions and gather all equipment and ingredients. Inspect the glass canning jars carefully for any chips, cracks, uneven rims or sharp edges that may prevent sealing or cause breakage. Discard any imperfect jars.

TIPS FOR SUCCESSFUL CANNING:

- Select fruits and vegetables when they are at the peak of their quality and flavor, washing them thoroughly before using.
- Follow the directions for each recipe exactly—don't substitute ingredients or change the processing times. Prepare only one receipt at a time; do not double recipes.
- Substitute a cake cooling rack if you don't have a rack specifically made for canning. Place in the canner before you add the canning jars.
- Use only white vinegar when pickling.
- Use a canning funnel, which has a wide opening and sits on the inside of the mouth of the jar, allowing you to fill the jars cleanly and easily. Wipe the threads and rim of each jar to remove any food that spills.
- Reuse screw bands if they are not warped or rusty. Jar lids are not reusable however, so use a new one for each of your canned creations.
- Accurately measure the head space—the distance between the top of the jar to the food/liquid inside. This is critical because it affects how well the jar seals and preserves its contents. A clear plastic ruler—kept solely for kitchen use, is a big help in determining the correct headspace.
- Refrigerate leftover product if there's a small amount left that won't completely fill another jar. Use it within several days.
- Use non-metallic utensils when removing air bubbles from the jar and measuring head space.
- Store home-canned foods in your cupboard for up to one year.

HOT JARS VS. HOT STERILIZED JARS:

Why do some canning receipts call for hot sterilized jars, while others call simply for hot jars?

If the mixture will be processed in the boiling-water canner for 10 plus minutes, jars just need to be hot.

If it's less than 10 minutes, jars need to be sterilized in boiling water for 10 minutes (or 1 minute more for each 1,000 feet of additional altitude.)

You may ask, why do the jars have to be hot before hand? The liquid/food you're putting in them is boiling hot, thus if the jars are hot (besides the obvious sterilization) you aren't putting hot product into cold jars and taking a chance of them breaking either when the product goes in the jars or when you put them in the water bath.

PAY ATTENTION TO THE PECTIN

Liquid and powdered pectin are made from the natural pectin in apples and citrus fruits. However, they are not interchangeable. Always use the specific type of pectin called for.

-Taste of Home Test Kitchen

*I would rather cook for 20 people
than try to cook for 1*

GOOD EATS - RECIPES



100 Year-Old Hamburger Casserole Recipe

Ingredients:

- 1 lb. of lean ground beef
- 1 cup of chopped onions
- 4 cups of diced potatoes
- 1 cup of milk
- Salt & pepper to taste
- 4 ounces of Provolone cheese (or any cheese that you prefer)
- 1 teaspoon of corn starch to thicken
- Optional – 1 cup of chopped green bell peppers

Directions:

- Add all your ingredients: ground beef, onion and bell pepper (everything except for potatoes, cheese and milk) to your skillet and cook on medium heat until lightly brown.
- Then, add potatoes and cook over a low to medium heat for about 15 more minutes with the lid on, stirring occasionally.
- **Finally**, add milk right into the cast iron skillet you are cooking in and stir evenly. Lay cheese across the top and cook in a 375* oven for 15 to 20 minutes. The cheese will bubbly and will form a delicate crust on top.



Copycat Olive Garden ALFREDO SAUCE

- 6 Tbls Salted Butter
- 1 Tbls Minced Garlic
- 1 Tsp Garlic Powder
- 2 Tbls All-Purpose Flour
- 1 1/2 cups heavy whipping cream
- 1 1/2 cups whole milk
- 1/2 Tsp Sale
- 16 Oz Package Fettuccine
- Fresh Parsley, Finely Chopped



CROCK POT PEACH COBLER

TOTAL TIME 3 hours

Ingredients:

- 2 15 oz cans of sliced peaches in heavy syrup
- 1 box cake mix
- 1/2 cup (1 stick) butter

Instructions:

- Empty the cans of peaches with the syrup in to a 4 or 6 quart slow cooker
- Top with the cake mix
- Cut up the butter and dot the cake mix with the butter
- Cook on high for 2-3 hours or until the cake is done
- Allow to cool and serve



Never Boil Corn Again.....

Throw it in the oven at 350* for 25-30 minutes.

Leave the husk on, it will trap in the moisture, leaving you with juicy, tender corn.

The husk and silk will peel away easily once it's cooked.

Cut off the large end and the corn slides right out with no silk.

Bonus: keeps more of the nutrients in the corn (no boiling is best)



GOOD EATS - RECIPES

BACON WRAPPED JALAPENO POPPERS

Prep Time 25 minutes

Cook Time 25 minutes

Total Time 50 minutes

Servings 12

Ingredients

- 12 jalapeno peppers approximately 3-4 inches long
- 1 8 ounce block cream cheese softened
- 1 cup cheddar cheese
- 1/2 teaspoon onion powder
- 1/2 teaspoon salt
- 1/2 teaspoon pepper
- 12 slices bacon do not use thick cut
- cooking spray



Instructions

1. Preheat the oven to 400 degrees. Line a sheet pan with foil and coat it with cooking spray.
2. Cut the jalapenos in half lengthwise and use a spoon to scoop out the seeds and ribs.
3. In a medium bowl mix together the cream cheese, cheddar cheese, onion powder, salt and pepper.
4. Fill each jalapeno half with the cheese mixture.
5. Cut the slices of bacon in half crosswise and wrap each pepper half in a slice of bacon, using a toothpick to secure the bacon.
6. Arrange the peppers on the baking sheet and bake for 20-25 minutes until bacon is crispy and browned. Serve immediately.

CINNAMON ROLLS WITH APPLE PIE FILLING



2 cans of Cinnamon rolls quartered

1 can apple pie filling

1/2 cup chopped walnuts or pecans - mix together in a bowl.

Pour in a sprayed 9x13 baking dish.

Bake at 350 for 45 minutes.

Cinnamon roll icing for the topping when it comes out of the oven (Make your own or buy)



SUNSET MARTINI'S

INGREDIENTS

4 oz. coconut rum

4 oz. pineapple juice

2 oz. vodka

Ice

1 oz. grenadine

Maraschino cherries, for garnish

Pineapple wedge, for garnish



DIRECTIONS

Combine coconut rum, pineapple juice, vodka, and a few ice cubes in a cocktail shaker and shake until cold. Strain into martini glasses and slowly pour 1/2 ounce of grenadine into each glass.

Garnish with cherries and a wedge of pineapple.

TROPICAL SANGRIA

This Tropical Sangria combines sweet white wine with all things tropical! Perfect for summer - it's like a mini vacation right in your own backyard!

Servings 4

Ingredients

1 bottle sweet white wine*

1 c. Malibu rum

6 oz. 3/4 c. or 1 small can pineapple juice

1/2 c. orange juice

Fresh pineapple oranges, strawberries, and kiwi, sliced


You can use Barefoot Moscato Spritzer OR Barefoot Crisp White Spritzer depending on desired sweetness. You can also make it sweeter by using any white wine and adding simple syrup.

Instructions

Combine all ingredients in a large pitcher and chill until ready to serve.



The more fruit, the better





Spinach Artichoke Appetizer Bread



Prep Time 10 minutes
Cook Time 10 minutes
Total Time 20 minutes

Ingredients

- 1/2 cup sour cream
- 1/2 cup mayonnaise
- 8 oz cream cheese divided
- 1 cup Parmesan Cheese
- 1 tsp minced garlic
- 1 cup spinach frozen, thawed and drained
- 8 oz artichoke hearts drained and chopped
- 1 cup mozzarella cheese
- 1 French bread loaf

Instructions

Preheat oven to 350.
 Mix sour cream, mayo, cream cheese, Parmesan cheese, and garlic until smooth.
 Stir in artichoke hearts and spinach.
 Place bread, cut sides up, onto a baking sheet lined with parchment paper. Spread the spinach artichoke mixture evenly over the bread slices.
 Top with mozzarella cheese.
 Bake for 10 minutes, broiling for the last minute.
 Serve warm.

Mushroom and Cheese Chicken Breasts

Ingredients:

- 6 thin sliced chicken breasts
- 1 container of green onion cream cheese
- 1/4 cup olive oil
- 1/2 cup chicken broth
- 1 Large package of sliced mushrooms
- 1 small bag fresh baby spinach
- Sprinkle of Weber Herb and Garlic Seasoning
- Sprinkle of pepper
- 8 oz shredded mozzarella cheese



Directions:

- On a 9x13 pan lay out chicken in single layer, top with spinach and mushrooms.
- Then sprinkle the seasonings over the top.
- Soften cream cheese and whisk in olive oil and chicken broth.
- Pour over mixture.
- Lay piece of foil over the top but do not seal.
- Bake at 375 for 20 minutes
- Remove foil and bake uncovered for another 20-25 minutes, then sprinkle Mozzarella cheese on top and Bake uncovered for another 10 minutes or until starting to brown.
- Let cool for 10 minutes and serve.

AMANDA'S POTATOES

Ingredients:

- 2 bags shredded cheddar cheese
- 1 – 2 bags small white potatoes
- 1-2 Tbsp paprika
- Salt and Pepper
- Spray Oil

Directions:

Spray cookie sheet
 Sprinkle cheese mixture on tray
 Cut potatoes in 1/2 and place on cheese
 Bake at 350* until potatoes are soft
 (1/2 Hr to 45 minutes)
 Cut around potatoes with cookie
 Cutter - Enjoy

We enjoy these opening weekend...the Haskins and Friermood families have been getting together every year for opening weekend for rifle season for over 40 years. XOXOXOX (except 2020, argh)

Potato Candy

- | | |
|--------------------------------------|----------------------------------|
| 2 to 3 medium potatoes | 1 tsp. vanilla |
| 1 1/2 to 2 lbs. confectioner's sugar | 2 tbsps. butter
peanut butter |

Cook potatoes, peel and mash; cool to lukewarm or able to handle. Add next three ingredients, blending well. The sugar amount will vary according to size of potatoes. The dough should be quite stiff, but not too dry.

Roll out on waxed paper or board, lightly sprinkled with powdered sugar, to a rectangle shape. Spread with peanut butter (1/4-inch thick) and roll up as for jelly roll. Slice and place cut side down on platter. May be eaten immediately or keep in freezer for some time.

GOOD EATS - RECIPES

CAULIFLOWER BAKE



INGREDIENTS

2 small heads cauliflower, cut into florets
2 tbsp. butter
3 cloves garlic, minced
3 tbsp. all-purpose flour
2 c. whole milk
2 oz. cream cheese, softened
1 1/2 c. shredded cheddar, divided
Kosher salt
Freshly ground black pepper
6 slices bacon, cooked and crumbled
1/4 c. sliced green onions

DIRECTIONS

Preheat oven to 350°. In a large pot of salted boiling water, blanch cauliflower, 3 minutes. Drain and squeeze cauliflower of water.

Make cheese sauce: In a large skillet, melt butter. Add garlic and cook until fragrant, 1 minute, then add flour and stir until golden, 2 minutes.

Add milk and bring to a low simmer, then add cream cheese, whisking until combined.

Remove from heat and stir in 1 cup cheddar until melted, then season with salt and pepper.

In a 9"-x-13" dish, add drained cauliflower. Pour over cheese sauce and stir until combined.

Stir in all but 1 tablespoon each cooked bacon and green onions until combined, then top with remaining cheddar, bacon, and green onions.

Bake until cauliflower is tender and cheese is melty, 30 minutes.

PARMESAN MEATLOAF

Ingredients:

* 18 ounces ground turkey
* 1 pound 93% lean ground beef
* 3 eggs
* 1/2 teaspoon basil
* 1/2 teaspoon thyme
* 1/2 teaspoon oregano
* 2 cloves garlic
* 1/2 cup scallions *
* 1/2 teaspoon salt
* 1/4 teaspoon pepper
* 1/2 cup reduced-fat parmesan cheese
* 1/2 cup marinara sauce
* 1 cup reduced-fat Italian cheese
* 1/4 cup parsley



Directions:

- Preheat the oven to 350 degrees. Lightly grease a loaf pan with cooking spray, set aside.
- In a large bowl, combine the ground turkey, beef, eggs, basil, thyme, oregano, garlic, scallions, salt, pepper, and parmesan cheese.
- Try not to over handle the mixture otherwise it will get tough. Place the mixture in the greased loaf pan and form into a loaf.
- Top the meatloaf with marinara sauce. Place filled loaf pan on a baking sheet and bake in the preheated oven for 45 minutes – 1 hour.
- Remove the meatloaf from the oven and sprinkle the top with reduced-fat Italian cheese.
- Place the meatloaf back in the oven and bake until the cheese is melted.
- Remove the meatloaf from the oven and allow to rest for 5-10 minutes before serving/slicing.
- Garnish with parsley, if desired.
- I left the scallions out and used 1 tsp onion powder instead and added an additional 1/4 cup marinara sauce to the meat. The additional 1/4 cup marinara sauce replaces the 1/2 cup of scallions as a Green.

BLACK BERRY CREAM CHEESE PIE

INGREDIENTS

5 cups blackberries
1/2 cup water
3 tablespoons cornstarch (Add 1 tablespoon at a time until desired consistency)
2/3 cup white sugar
1 tablespoon lemon juice
2 packages (8 ounces each) cream cheese, at room temperature
1 tablespoon milk
3 teaspoons grated lemon zest
1 baked 8-inch or 9-inch pie shell
Whipped cream and/or additional berries, to garnish (optional)

INSTRUCTIONS

In a medium-size saucepan, combine 3 cups of the berries with the water. Bring to a boil. Let cool, then strain to remove the seeds. Return the syrup to the saucepan. Stir in the cornstarch, sugar, and lemon juice. Bring to a boil, stirring, and boil for 2 minutes. Cool.

When the syrup is cool, blend the cream cheese, milk, and lemon zest until smooth. Spread evenly in the baked pie shell. Top with the remaining 2 cups uncooked berries. Pour the cooled, thickened syrup evenly over the berries. Refrigerate for 1 hour or more.

Just before serving, decorate with whipped cream and/or additional fresh berries.



Jim's BAIT

EAU CLAIRE LAKES
BARNES, WISCONSIN

Jim's Bait & Convenience Store

Open 7 a.m. Daily
Corner of Hwy 27 and Lake Road
Barnes, WI
Phone: 715-795-3150
Find Us on FB at "Jim's Bait of Barnes,
Wisconsin"

ONE-STOP SHOPPING!

GROCERIES AND
PAPER GOODS
REGULAR &



Non-Ethanol Gas



LIVE BAIT

FISHING / HUNTING LICENSES
FISHING SUPPLIES & SPORTING GOODS
LIQUOR / WINE / BEER / ICE * 20 LB. LP FILLS
BAYFIELD COUNTY PLAT BOOKS
BACON, PEPPER STICKS & BRATS FROM JIM'S MEAT MARKET (IRON RIVER, WI)
DEER CORN
Eau Claire Lakes Picture Frames & Wine Glasses
Local Area Souvenirs / Leanin' Tree Cards For All Occasions
Schmelke Pool Cues

WELCOME FISHERMAN

"BARNES - A BREATH OF FRESH AIR"
NOW AVAILABLE

CHECK OUT OUR CLOTHING SECTION

**ALWAYS CHECK WITH THE DNR / TOWN
OFFICE FOR LOCAL FIRE HAZARD STATUS**



BACK AT
DARK-THIRTY



**FOR FISHING & HUNTING REGULATION
QUESTIONS - PLEASE CONTACT:**

DNR Call Center Toll Free 1-888-DNR INFO
(1-888-936-7463) / Local: (608) 266-2621
7 days a week - 7:00 a.m. to 10:00 p.m.

**PLEASE VISIT LOCAL
ESTABLISHMENTS FOR CURRENT STATE RULES
& REGULATION PAMPHLETS
CHECK ONLINE at:**

dnr.wi.gov or gowild.wi.gov



EAU CLAIRE LAKES CHAIN -

- Robinson Lake to Birch Lake.** Navigable by canoes, kayaks, and most pontoons or speedboats. No bridges to go under.
- Birch Lake to Upper Eau Claire.** Navigable by canoes, kayaks, and most pontoons or speedboats. Bridge at Lake Road, just before entering Upper Eau Claire.
- Bony Lake to Middle Eau Claire.** Navigable by canoes, kayaks, and medium-sized fishing boats or speedboats. Bridge at Highway 27.
- Middle Eau Claire to Lower Eau Claire.** This connection includes a lock and dam that can handle canoes, kayaks, and small fishing boats. Paddlers may find it quicker to just portage up and over South Shore road. Above this point, the river is navigable by canoes, kayaks, and most pontoons or speedboats—pretty much anything that can get under the bridge at River Road.
- *Upper Eau Claire to Middle Eau Claire.** This narrow, rocky passage gets an asterisk because it's only navigable by canoe or kayak. Even then, it's most feasible as a one-way downstream trip. Begins at outlet dam; portage is on private land.

Notes: Sweet Lake, Schuenberg Lake and Smith Lake are all accessible from Upper Eau Claire. You can Canoe or kayak for get into Sweet Lake, or possibly portage a boat through the narrow channel.